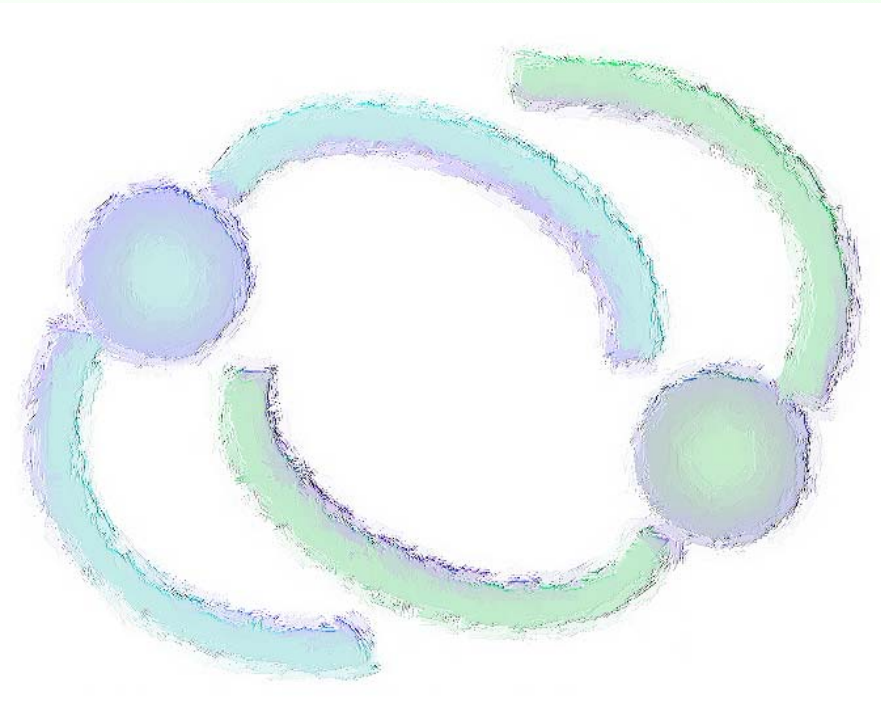


Office of the Refugee Applications Commissioner

Monthly statistics

January, 2009 issue



Tables

1. Overview of Applications .
2. Activity breakdown for January, 2009.
3. Cases Processed to Completion for 2002 to 2009
4. Applications received and cases processed to completion which are subject to a Ministerial prioritisation directive under Section 12 of the Refugee Act.
5. Applications for Asylum (top 5 nationalities).
6. Family Reunification Breakdown.
7. Family Reunification (top 5 nationalities).

**Asylum Applications. The Office of the Refugee Applications Commissioner.
Activity from 20/11/2000**

Table 1

	Pre 2003	2003	2004	2005	2006	2007	2008	2009	Total
Applications									
No. of new applications for a declaration as a refugee	*11598	7483	4265	4304	4241	3933	3807	252	
No of re-applications for a declaration as a refugee	*36	417	501	19	73	52	59	2	
Total No. of applications for a declaration as a refugee	*11634	7900	4766	4323	4314	3985	3866	254	
Balance of applications awaiting a recommendation from 17/11/00	9,427								9427
Applications received from 20/11/00	23091	7900	4766	4323	4314	3985	3866	254	52499
Decisions returned for processing	293	36	145	178	205	41	0	0	898
Previous DII determinations where transfer completed [Deemed Withdrawn S22(8)]	0	0	0	0	6	77	202	0	285
No. of applications processed since 20/11/00	32,810	7,936	4,909	4,497	4,516	4,081	3,214	22	61,985
<i>Unprocessable</i>	<i>1</i>	<i>0</i>	<i>0</i>	<i>1</i>	<i>1</i>	<i>0</i>	<i>0</i>	<i>0</i>	3
No. of applications outstanding	0	0	2	3	8	22	854	232	1,121

It should be noted that the above figures refer to the year in which the application was lodged and NOT to the year in which it was processed. These statistics reflect activity since the implementation of the Refugee Act 1996 (as amended) on 17/11/2000

Processing of Outstanding Applications

All adult applicants are scheduled for interview. In January, 486 interviews were scheduled.
Excluding interviews postponed by ORAC, applicants attended in 86.4% of cases.

Decisions Returned for Processing

These are Dublin II Regulation cases in which their transfers have expired and which have therefore been returned to ORAC for further processing.

The total number of cases returned for processing in 2009 is 8 as at 31st January.

*2002 only

Activity breakdown for January, 2009

Table 2

Total Applications for a declaration as a refugee	<u>254</u>
<i>New applications for a declaration as a refugee</i>	252
<i>Re-applications for a declaration as a refugee</i>	2
Total Cases Completed	<u>378</u>
<u>These are broken down as follows:</u>	
<i>Recommendations to declare applicant to be a refugee</i>	6
<u>Recommendation to refuse applicant a declaration to be a refugee:</u>	
> <i>Where Section 13(4)(b) applies</i>	224
> <i>Where Section 13(5) applies</i>	55
> <u>Where Section 13(2) applies</u>	
- <i>Withdrawn</i>	8
- <i>Deemed Withdrawn</i>	44
> <i>Where Section 22(8) applies</i>	16
<i>Determinations made under Dublin Convention / Dublin Regulation</i>	25
<i>Unprocessable</i>	0
<i>Amendment / Adjustment</i>	0
Total additional cases	<u>49</u>
<i>Cases returned for processing</i>	8
<i>Decisions withdrawn/reviewed</i>	25
<i>Previous DII determinations where transfer completed (Deemed Withdrawn S22(8))</i>	16

Table 3

Cases Processed to Completion 2002 to 2009 (31/01)

	2002	2003	2004	2005	2006	2007	2008	2009 (31/01)
Positive recommendations	894	345	430	455	397	376	295	6
Negative recommendations following Interview	5965	5461	4906	3952	3249	2621	2942	279
Other Negative Recommendations and Cases Withdrawn	7565	3509	1562	835	598	811	964	68
Determinations made under Dublin Convention / Dublin Regulation	191	237	243	439	540	368 (5)	385	25
Unprocessable	586	-911	-20	1	0	-24	-1	0
<i>Amendment/Adjustment</i>							-4	0
Total	15,201	8,641	7,121	5,682	4,784	4,152	4,581	379

It should be noted that these recommendations refer to the year in which the recommendations were made and NOT to the year in which the applications were lodged.

(Determinations made under Dublin Convention/ Dublin Regulation under Article 4.3 not previously included as child born after parent's determination.)

Table 4

Applications received and cases processed to completion which are subject to a Ministerial prioritisation directive under Section 12 of the Refugee Act 1996

January

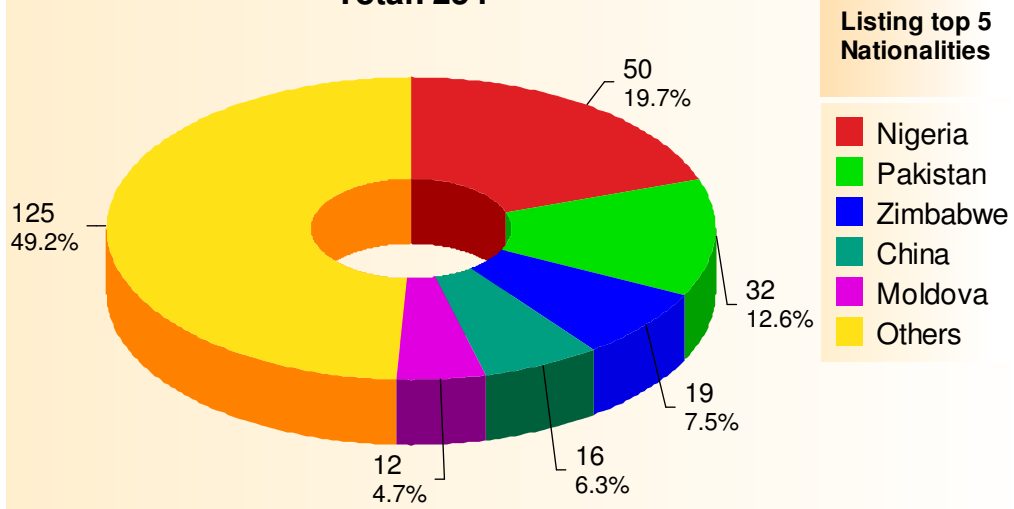
<u>Applications for a declaration as a refugee</u>	<u>56</u>
<u>Cases Completed</u>	<u>95</u>
<i>These are broken down as follows:</i>	
Recommendations to declare applicant to be a refugee	0
Recommendation to refuse applicant a declaration to be a refugee where Section 13(4) B applies	51
Recommendation to refuse applicant a declaration to be a refugee where Section 13(5) applies	27
Recommendation to refuse applicant a declaration to be a refugee where Section 13(2) applies:	
- Withdrawn	1
- Deemed withdrawn	9
Recommendation to refuse applicant a declaration to be a refugee where Section 22(8) applies:	0
Determinations made under Dublin Convention / Dublin Regulation	7
Unprocessable	0

Applications for a declaration to be a refugee as at (31/01)

Table 5

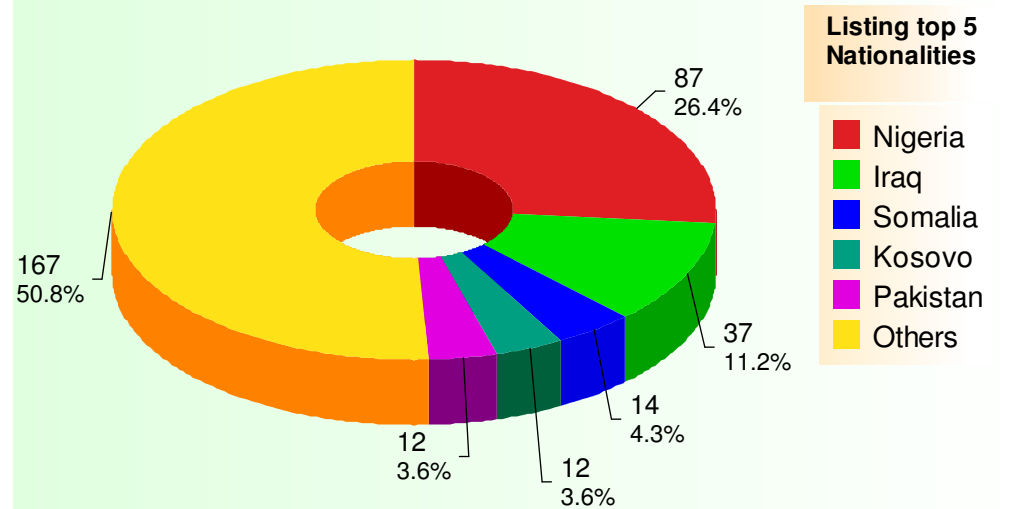
2009 as at end January

Total: 254



Same period for 2008

Total: 329



Family Reunification Applications and Cases Processed.

Table 6

	January		2009	
	Applications	Dependants	Applications	Dependants
Number of Family Reunification applications received by ORAC	18	53	18	53
Number of cases commenced (questionnaire issued)	18	48	18	48
Number of cases processed to completion (report to Minister)	45	90	45	90

Family Reunification Applications and Cases Processed.

	2001 - 2009	
	Applications	Dependants
Number of Family Reunification applications received to date	3179	7126
Total Number of family reunification applications processed to date	3048	6835
Number of cases outstanding	131	291

Please note:

The Top 5 Nationalities graph is not available as no nationality exceeds 10 in 2009, as at 31/01. We do not release individual figures where the figure is less than 10.