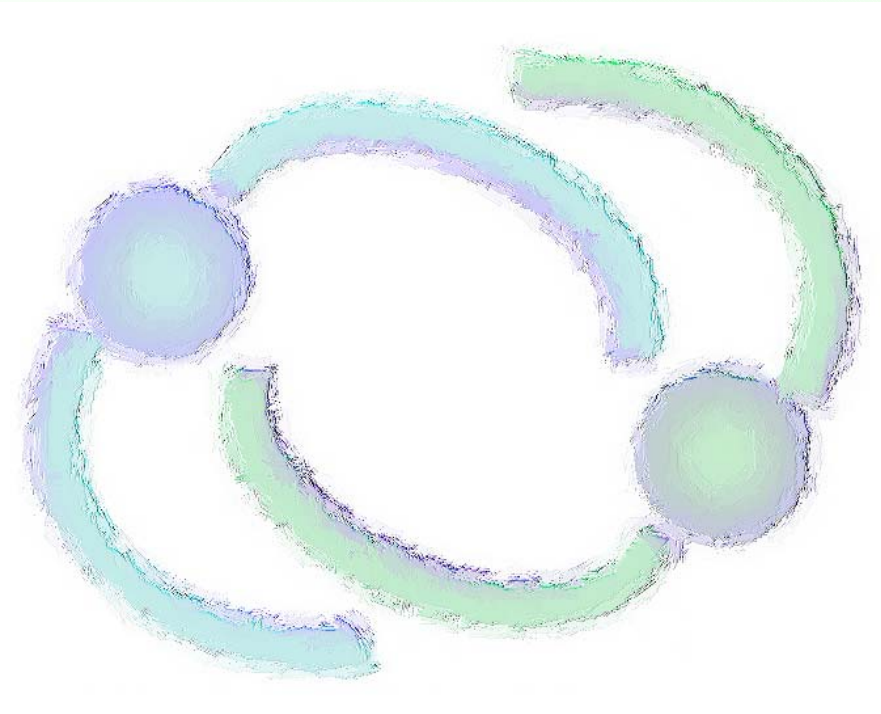


Office of the Refugee Applications Commissioner

Monthly statistics

February, 2008 issue



Tables

1. Overview of Applications .
2. Activity breakdown for February, 2008.
3. Cases Processed to Completion for 2002 to 2008
4. Applications received and cases processed to completion which are subject to a Ministerial prioritisation directive under Section 12 of the Refugee Act.
5. Applications for Asylum (top 6 nationalities).
6. Family Reunification Breakdown.
7. Family Reunification (top 5 nationalities).

**Asylum Applications. The Office of the Refugee Applications Commissioner.
Activity from 20/11/2000**

Table 1

| | Pre 2003 | 2003 | 2004 | 2005 | 2006 | 2007 | 2008 (29/02) | Total |
|--|---------------|--------------|--------------|--------------|--------------|--------------|-----------------|---------------|
| Applications | | | | | | | | |
| No. of new applications for a declaration as a refugee | *11598 | 7483 | 4265 | 4304 | 4241 | 3933 | 603 | |
| No of re-applications for a declaration as a refugee | *36 | 417 | 501 | 19 | 73 | 52 | 22 | |
| Total No. of applications for a declaration as a refugee | *11634 | 7900 | 4766 | 4323 | 4314 | 3985 | 625 | |
| Balance of applications awaiting a recommendation from 17/11/00 | 9,427 | | | | | | | 9427 |
| Applications received from 20/11/00 | 23091 | 7900 | 4766 | 4323 | 4314 | 3985 | 625 | 49004 |
| Decisions returned for processing | 293 | 36 | 144 | 176 | 97 | 0 | 0 | 746 |
| Previous DII determinations where transfer completed [Deemed Withdrawn S22(8)] | 0 | 0 | 0 | 0 | 4 | 37 | 4 | 45 |
| No. of applications processed since 20/11/00 | 32,810 | 7,936 | 4,902 | 4,491 | 4,398 | 3,334 | 135 | 58,006 |
| <i>Unprocessable</i> | 1 | 0 | 0 | 1 | 1 | 0 | 1 | 3 |
| No. of applications outstanding | 0 | 0 | 8 | 7 | 16 | 688 | 493 | 1,212 |

It should be noted that the above figures refer to the year in which the application was lodged and NOT to the year in which it was processed. These statistics reflect activity since the implementation of the Refugee Act 1996 (as amended) on 17/11/2000

Processing of Outstanding Applications

All adult applicants are scheduled for interview. In February 379 interviews were scheduled.
Excluding interviews postponed by ORAC, applicants attended in 85.8% of cases.

Decisions Returned for Processing

These are Dublin II Regulation cases in which their transfers have expired and which have therefore been returned to ORAC for further processing.

The total number of cases returned for processing in 2008 is 49 as at 29th February

Activity breakdown for 2008

Table 2

| | February |
|---|-------------------|
| Total Applications for a declaration as a refugee | <u>296</u> |
| <i>New applications for a declaration as a refugee</i> | 290 |
| <i>Re-applications for a declaration as a refugee</i> | 6 |
| | |
| Total Cases Completed | <u>396</u> |
| <u>These are broken down as follows:</u> | |
| <i>Recommendations to declare applicant to be a refugee</i> | 38 |
| <u>Recommendation to refuse applicant a declaration to be a refugee:</u> | |
| > <i>Where Section 13(4)(b) applies</i> | 250 |
| > <i>Where Section 13(5) applies</i> | 14 |
| > <u>Where Section 13(2) applies</u> | |
| - <i>Withdrawn</i> | 6 |
| - <i>Deemed Withdrawn</i> | 44 |
| > <i>Where Section 22(8) applies</i> | 20 |
| <i>Determinations made under Dublin Convention / Dublin Regulation</i> | 23 |
| | |
| <i>Unprocessable</i> | 1 |
| <i>Amendment / Adjustment</i> | 0 |
| | |
| Total additional cases for processing | <u>40</u> |
| <i>Cases returned for processing</i> | 10 |
| <i>Decisions withdrawn/reviewed</i> | 10 |
| <i>Previous DII determinations where transfer completed (Deemed Withdrawn S22(8))</i> | 20 |

Cases Processed to Completion 2002 to 2008 (29/02)

Table 3

| | 2002 | 2003 | 2004 | 2005 | 2006 | 2007 | 2008 (29/02) |
|--|--------|-------|-------|-------|-------|---------|-----------------|
| Positive recommendations | 894 | 345 | 430 | 455 | 397 | 376 | 80 |
| Negative recommendations following Interview | 5965 | 5461 | 4906 | 3952 | 3249 | 2621 | 498 |
| Other Negative Recommendations and Cases Withdrawn | 7565 | 3509 | 1562 | 835 | 598 | 811 | 185 |
| Determinations made under Dublin Convention / Dublin Regulation | 191 | 237 | 243 | 439 | 540 | 368 (5) | 50 |
| Unprocessable | 586 | -911 | -20 | 1 | 0 | -24 | 0 |
| <i>Amendment/Adjustment</i> | | | | | | | 1 |
| Total | 15,201 | 8,641 | 7,121 | 5,682 | 4,784 | 4,152 | 814 |

It should be noted that these recommendations refer to the year in which the recommendations were made and NOT to the year in which the applications were lodged.

Applications received and cases processed to completion which are subject to a Ministerial prioritisation directive under Section 12 of the Refugee Act

Table 4

February

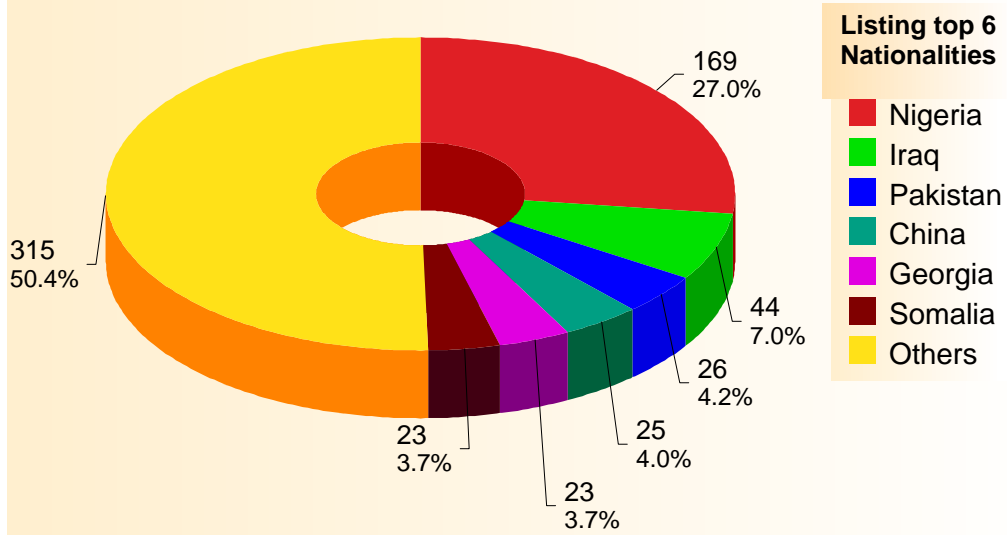
| | |
|--|------------|
| <u>Applications for a declaration as a refugee</u> | <u>94</u> |
| <u>Cases Completed</u> | <u>106</u> |
| <i>These are broken down as follows:</i> | |
| Recommendations to declare applicant to be a refugee | 2 |
| Recommendation to refuse applicant a declaration to be a refugee where Section 13(4) B applies | 95 |
| Recommendation to refuse applicant a declaration to be a refugee where Section 13(5) applies | 6 |
| Recommendation to refuse applicant a declaration to be a refugee where Section 13(2) applies: | |
| - Withdrawn | 0 |
| - Deemed withdrawn | 2 |
| Recommendation to refuse applicant a declaration to be a refugee where Section 22(8) applies: | 0 |
| Determinations made under Dublin Convention / Dublin Regulation | 1 |
| Unprocessable | 0 |

Applications for a declaration to be a refugee as at (29/02)

Table 5

2008 as at end February

Total: 625



Same period for 2007

Total: 718

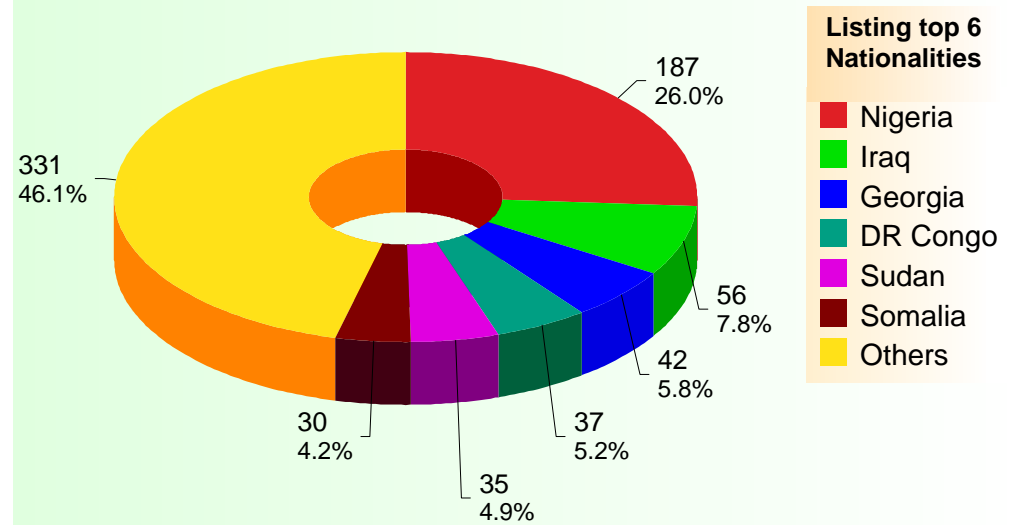


Table 6**Family Reunification Applications and Cases Processed.**

| | February | | 2008 (29/02) | |
|--|-----------------|------------|---------------------|------------|
| | Applications | Dependants | Applications | Dependants |
| Number of Family Reunification applications received by ORAC | 37 | 59 | 61 | 102 |
| Number of cases commenced (questionnaire issued) | 35 | 57 | 59 | 100 |
| Number of cases processed to completion (report to Minister) | 17 | 27 | 36 | 68 |

Family Reunification Applications and Cases Processed.

| | 2001 - 2008 (29/02) | |
|---|----------------------------|------------|
| | Applications | Dependants |
| Number of Family Reunification applications received to date | 2810 | 6321 |
| Total Number of family reunification applications processed to date | 2700 | 6123 |
| Number of cases outstanding | 110 | 198 |

Family Reunification Applications - Top 5 Nationalities

The top five nationalities graph is not available as only Iraq with 10 applications exceeded 9 in 2008 as at 29/02.

Please note we do not release individual figures where there are less than 10.