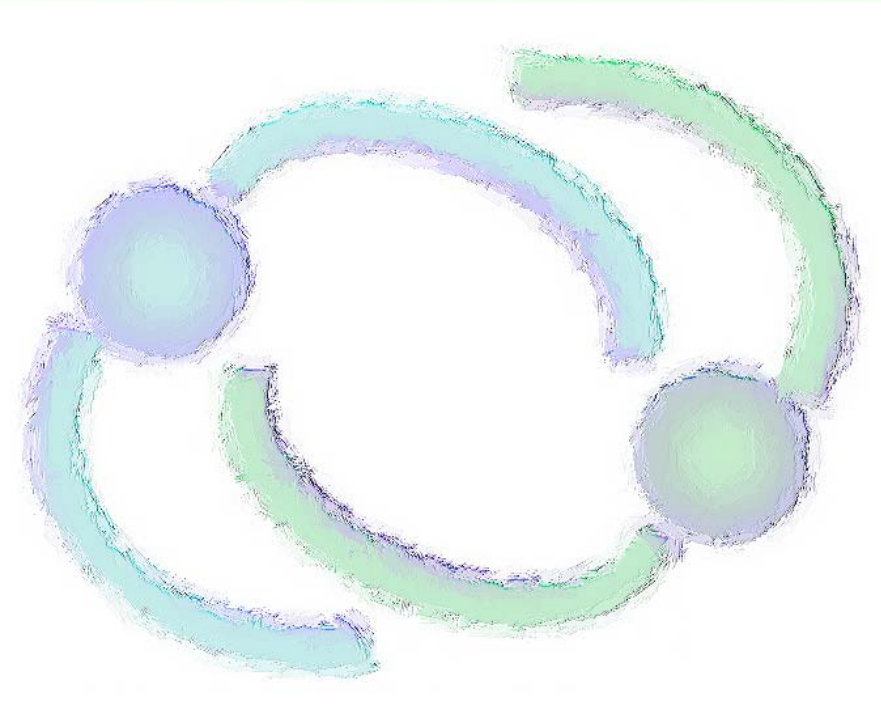


Office of the Refugee Applications Commissioner

Monthly statistics

September, 2008 issue



Tables

1. Overview of Applications .
2. Activity breakdown for September, 2008.
3. Cases Processed to Completion for 2002 to 2008
4. Applications received and cases processed to completion which are subject to a Ministerial prioritisation directive under Section 12 of the Refugee Act.
5. Applications for Asylum (top 5 nationalities).
6. Family Reunification Breakdown.
7. Family Reunification (top 5 nationalities).

**Asylum Applications. The Office of the Refugee Applications Commissioner.
Activity from 20/11/2000**

Table 1

	Pre 2003	2003	2004	2005	2006	2007	2008 (30/09)	Total
Applications								
No. of new applications for a declaration as a refugee	*11598	7483	4265	4304	4241	3933	2830	
No of re-applications for a declaration as a refugee	*36	417	501	19	73	52	55	
Total No. of applications for a declaration as a refugee	*11634	7900	4766	4323	4314	3985	2885	
Balance of applications awaiting a recommendation from 17/11/00	9,427							9427
Applications received from 20/11/00	23091	7900	4766	4323	4314	3985	2885	51264
Decisions returned for processing	293	36	145	177	203	12	0	866
Previous DII determinations where transfer completed [Deemed Withdrawn S22(8)]	0	0	0	0	6	75	116	197
No. of applications processed since 20/11/00	32,810	7,935	4,909	4,496	4,518	4,041	1,795	60,504
<i>Unprocessable</i>	1	0	0	1	1	0	0	3
No. of applications outstanding	0	1	2	3	4	31	1,206	1,247

It should be noted that the above figures refer to the year in which the application was lodged and NOT to the year in which it was processed. These statistics reflect activity since the implementation of the Refugee Act 1996 (as amended) on 17/11/2000

Decisions Returned for Processing

These are Dublin II Regulation cases in which their transfers have expired and which have therefore been returned to ORAC for further processing.

The total number of cases returned for processing in 2008 is 169 as at 30th September

*2002 only

Activity breakdown for September, 2008

Table 2

Total Applications for a declaration as a refugee	<u>360</u>
<i>New applications for a declaration as a refugee</i>	358
<i>Re-applications for a declaration as a refugee</i>	2
Total Cases Completed	<u>406</u>
<u>These are broken down as follows:</u>	
<i>Recommendations to declare applicant to be a refugee</i>	14
<u>Recommendation to refuse applicant a declaration to be a refugee:</u>	
> <i>Where Section 13(4)(b) applies</i>	228
> <i>Where Section 13(5) applies</i>	53
> <u>Where Section 13(2) applies</u>	
- <i>Withdrawn</i>	8
- <i>Deemed Withdrawn</i>	50
> <i>Where Section 22(8) applies</i>	25
<i>Determinations made under Dublin Convention / Dublin Regulation</i>	28
<i>Unprocessable</i>	0
<i>Amendment / Adjustment</i>	0
Total additional cases	<u>61</u>
<i>Cases returned for processing</i>	14
<i>Decisions withdrawn/reviewed</i>	22
<i>Previous DII determinations where transfer completed (Deemed Withdrawn S22(8))</i>	25

Cases Processed to Completion 2002 to 2008 (30/09)

Table 3

	2002	2003	2004	2005	2006	2007	2008 (30/09)
Positive recommendations	894	345	430	455	397	376	250
Negative recommendations following Interview	5965	5461	4906	3952	3249	2621	2190
Other Negative Recommendations and Cases Withdrawn	7565	3509	1562	835	598	811	741
Determinations made under Dublin Convention / Dublin Regulation	191	237	243	439	540	368 (5)	250
Unprocessable	586	-911	-20	1	0	-24	-1
<i>Amendment/Adjustment</i>							-1
Total	15,201	8,641	7,121	5,682	4,784	4,152	3,429

It should be noted that these recommendations refer to the year in which the recommendations were made and NOT to the year in which the applications were lodged.

Table 4

Applications received and cases processed to completion which are subject to a Ministerial prioritisation directive under Section 12 of the Refugee Act 1996

September

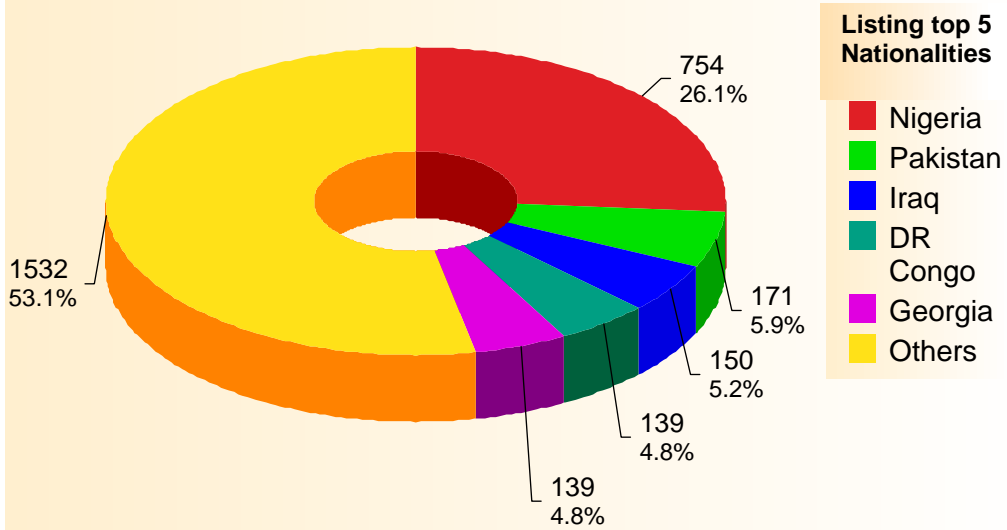
<u>Applications for a declaration as a refugee</u>	<u>96</u>
<u>Cases Completed</u>	<u>143</u>
<i>These are broken down as follows:</i>	
Recommendations to declare applicant to be a refugee	0
Recommendation to refuse applicant a declaration to be a refugee where Section 13(4) B applies	94
Recommendation to refuse applicant a declaration to be a refugee where Section 13(5) applies	25
Recommendation to refuse applicant a declaration to be a refugee where Section 13(2) applies:	
- Withdrawn	1
- Deemed withdrawn	3
Recommendation to refuse applicant a declaration to be a refugee where Section 22(8) applies:	10
Determinations made under Dublin Convention / Dublin Regulation	10
Unprocessable	0

Applications for a declaration to be a refugee as at (30/09)

Table 5

2008 as at end September

Total: 2885



Same period for 2007

Total: 2946

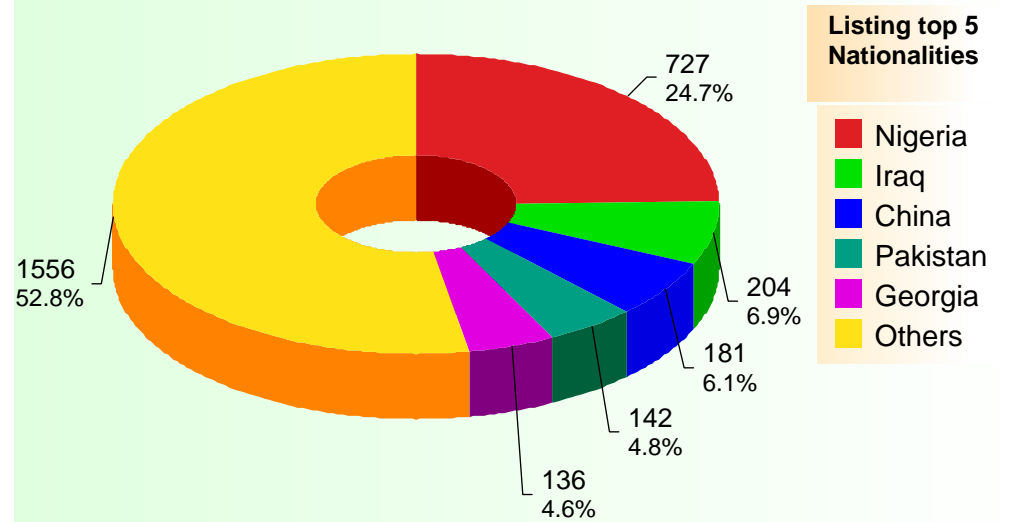


Table 6

Family Reunification Applications and Cases Processed.

	September		2008 (30/09)	
	Applications	Dependants	Applications	Dependants
Number of Family Reunification applications received by ORAC	16	39	276	570
Number of cases commenced (questionnaire issued)	16	39	269	561
Number of cases processed to completion (report to Minister)	36	83	223	433

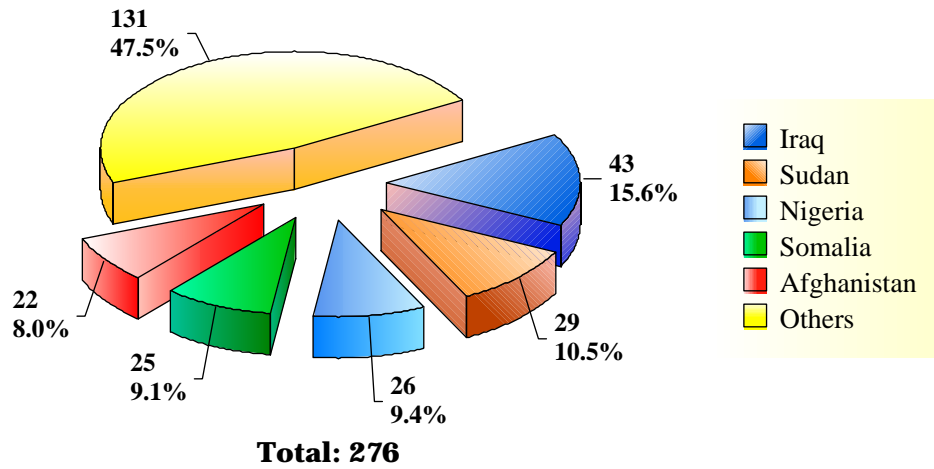
Family Reunification Applications and Cases Processed.

	2001 - 2008 (30/09)	
	Applications	Dependants
Number of Family Reunification applications received to date	3027	6793
Total Number of family reunification applications processed to date	2885	6486
Number of cases outstanding	142	307

Family Reunification Applications - Top 5 Nationalities

Table 7

Top 5 Nationalities 2008 (30/09)



Top 5 Nationalities Same Period 2007

