

Office of the Refugee Applications Commissioner

Monthly statistics



October, 2007 issue,

- 1. Overview of Applications .*
- 2. Activity breakdown for October, 2007.*
- 3. Cases Processed to Completion for 2002/2003/2004/2005/2006/2007.*
- 4. Applications received and cases processed to completion which are subject to a Ministerial prioritisation directive under Section 12 of the Refugee Act.*
- 5. Applications for Asylum (top 5 nationalities).*
- 6. Family Reunification Breakdown*
- 7. Family Reunification (top 5 nationalities).*

**Asylum Applications. The Office of the Refugee Applications Commissioner.
Activity from 20/11/2000**

Table 1

	Pre 2003	2003	2004	2005	2006	2007 (31/10)	Total
Applications							
No. of new applications for a declaration as a refugee	*11598	7483	4265	4304	4241	3259	
No of re-applications for a declaration as a refugee	*36	417	501	19	73	43	
Total No. of applications for a declaration as a refugee	*11634	7900	4766	4323	4314	3302	
Balance of applications awaiting a recommendation from 17/11/00	9,427						9427
Applications received from 20/11/00	23091	7900	4766	4323	4314	3302	47696
Decisions returned for processing	293	36	141	176	8	0	654
No. of applications processed since 20/11/00	32,808	7,930	4,898	4,484	4,294	2,142	56,556
<i>Unprocessable</i>	3	0	0	1	1	0	5
No. of applications outstanding	0	6	9	14	27	1,160	1,216

It should be noted that the above figures refer to the year in which the application was lodged and NOT to the year in which it was processed. These statistics reflect activity since the implementation of the Refugee Act 1996 (as amended) on 17/11/2000

Processing of Outstanding Applications

All adult applicants are scheduled for interview. In October 364 interviews were scheduled.

Excluding interviews postponed by ORAC, applicants attended in 84.5% of cases.

Decisions Returned for Processing

These are manifestly unfounded cases overturned at appeal and cases which were overturned following Judicial Review and which have therefore been returned to ORAC for further processing.

*2002 only

**Activity breakdown for
October 2007**

Table 2

New applications for a declaration as a refugee	352
Re-applications for a declaration as a refugee	4
Total Applications for a declaration as a refugee	356
Total Cases Completed	399
These are broken down as follows:	
Recommendations to declare applicant to be a refugee	45
Recommendation to refuse applicant a declaration to be a refugee:	
> Where Section 13(4)(b) applies	205
> Where Section 13(5) applies	19
> Where Section 13(2) applies	
- Withdrawn	23
- Deemed Withdrawn	59
Recommendations to refuse applicants a declaration to be a refugee and applications withdrawn under provision of the Act which existed prior to its amendment on 15/09/2003	
> Recommendation to refuse applicant a declaration to be a refugee following interview - S13	0
> Recommendation that an application is Manifestly Unfounded following interview - S12(1)	0
> Recommendation to Refuse following failure to attend for second interview - S11(9)	0
> Applications to withdraw processed	0
Determinations made under Dublin Convention / Dublin Regulation	48
Unprocessable	0
Cases returned for processing	12
Decisions withdrawn/reviewed	13
*Total additional cases for processing	25

Please note that 10 has been added to the Dublin Convention/Dublin Regulation figure to reflect cases omitted in a previous month.

**Cases Processed to
Completion for 2002/2003/2004/2005/2006/2007**

Table 3

	2002	2003	2004	2005	2006	2007 (31/10)
Positive recommendations	894	345	430	455	397	325
Negative recommendations following Interview	5965	5461	4906	3952	3249	2148
Other Negative Recommendations and Cases Withdrawn	7565	3509	1562	835	598	698
Determinations made under Dublin Convention / Dublin Regulation	191	237	243	439	540	321
Unprocessable	586	-911	-20	1	0	-23
Total	15,201	8,641	7,121	5,682	4,784	3,469

It should be noted that these recommendations refer to the year in which the recommendations were made and NOT to the year in which the applications were lodged.

Table 4

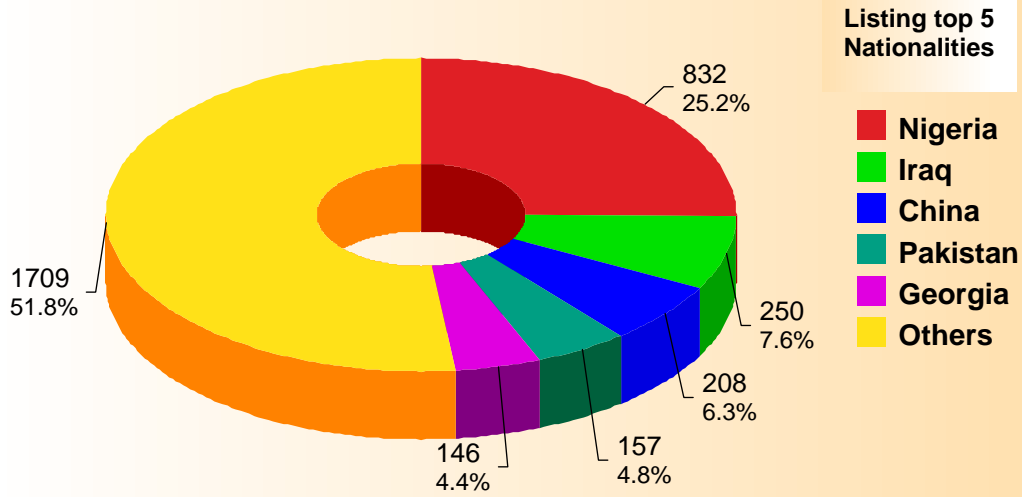
Applications received and cases processed to completion which are subject to a Ministerial prioritisation directive under Section 12 of the Refugee Act

	October
Applications for a declaration as a refugee	107
Cases Completed These are broken down as follows:	93
Recommendations to declare applicant to be a refugee	0
Recommendation to refuse applicant a declaration to be a refugee where Section 13(4) B applies	83
Recommendation to refuse applicant a declaration to be a refugee where Section 13(5) applies	3
Recommendation to refuse applicant a declaration to be a refugee where Section 13(2) applies:	
- Withdrawn	2
- Deemed withdrawn	4
Recommendation to refuse applicant a declaration to be a refugee following interview - S13:	0
Determinations made under Dublin Convention / Dublin Regulation	1
Unprocessable	0

Applications for a declaration to be a refugee as at (31/10)

2007 (31/10)

Total: 3302



Same period last year

Total: 3589

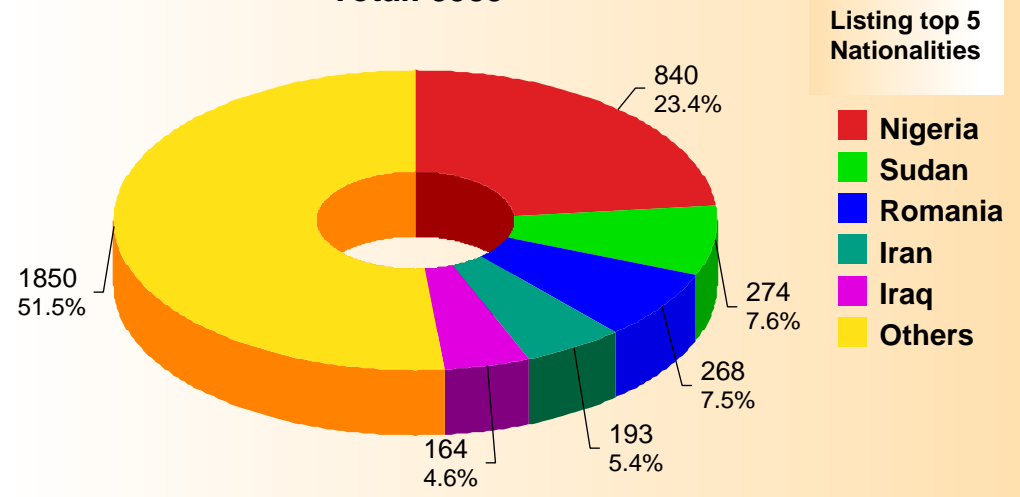


Table 6**Family Reunification Applications and Cases Processed.**

	October		2007 (31/10)	
	Applications	Dependants	Applications	Dependants
Number of Family Reunification applications received by ORAC	33	65	320	680
Number of cases commenced (questionnaire issued)	33	65	330	711
Number of cases processed to completion (report to Minister)	20	35	414	911

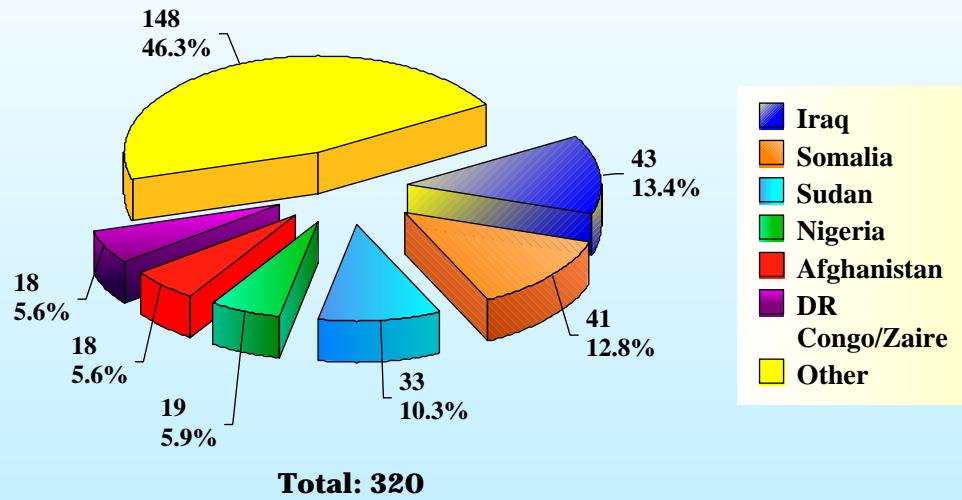
Family Reunification Applications and Cases Processed.

	2001 - 2007 (31/10)	
	Applications	Dependants
Number of Family Reunification applications received to date	2696	6112
Total Number of family reunification applications processed to date	2624	5969
Number of cases outstanding	72	143

Family Reunification Applications - Top 5 Nationalities

Table 7

Top 5 Nationalities 2007 (31/10)



Same period 2006

