

# Office of the Refugee Applications Commissioner

## Monthly statistics



*December, 2007 issue,*

- 1. Overview of Applications .*
- 2. Activity breakdown for December, 2007.*
- 3. Cases Processed to Completion for 2002/2003/2004/2005/2006/2007.*
- 4. Applications received and cases processed to completion which are subject to a Ministerial prioritisation directive under Section 12 of the Refugee Act.*
- 5. Applications for Asylum (top 5 nationalities).*
- 6. Family Reunification Breakdown.*
- 7. Family Reunification (top 5 nationalities).*

**Asylum Applications. The Office of the Refugee Applications Commissioner.  
Activity from 20/11/2000**

Table 1

	Pre 2003	2003	2004	2005	2006	2007 (31/12)	Total
<b>Applications</b>							
No. of new applications for a declaration as a refugee	*11598	7483	4265	4304	4241	3933	
No of re-applications for a declaration as a refugee	*36	417	501	19	73	52	
<b>Total No. of applications for a declaration as a refugee</b>	<b>*11634</b>	<b>7900</b>	<b>4766</b>	<b>4323</b>	<b>4314</b>	<b>3985</b>	
Balance of applications awaiting a recommendation from 17/11/00	9,427						9427
Applications received from 20/11/00	23091	7900	4766	4323	4314	3985	48379
Decisions returned for processing	293	36	141	176	51	0	697
<b>No. of applications processed since 20/11/00</b>	<b>32,808</b>	<b>7,936</b>	<b>4,900</b>	<b>4,487</b>	<b>4,352</b>	<b>2,737</b>	<b>57,220</b>
<i>Unprocessable</i>	2	0	0	1	1	0	4
<b>No. of applications outstanding</b>	<b>1</b>	<b>0</b>	<b>7</b>	<b>11</b>	<b>12</b>	<b>1,248</b>	<b>1,279</b>

It should be noted that the above figures refer to the year in which the application was lodged and NOT to the year in which it was processed. These statistics reflect activity since the implementation of the Refugee Act 1996 (as amended) on 17/11/2000

**Processing of Outstanding Applications**

All adult applicants are scheduled for interview. In December 265 interviews were scheduled.

Excluding interviews postponed by ORAC, applicants attended in 84.5% of cases.

**Decisions Returned for Processing**

These are Dublin II Regulation cases in which their transfers have expired and which have therefore been returned to ORAC for further processing.

The total number of cases returned for processing in 2007 is 300 as at 31st December

\*2002 only

**Activity breakdown for  
December 2007**

**Table 2**

New applications for a declaration as a refugee	335
Re-applications for a declaration as a refugee	5
<b>Total Applications for a declaration as a refugee</b>	<b>340</b>
<b>Total Cases Completed</b>	<b>298</b>
<b>These are broken down as follows:</b>	
Recommendations to declare applicant to be a refugee	22
Recommendation to refuse applicant a declaration to be a refugee:	
<b>&gt; Where Section 13(4)(b) applies</b>	179
<b>&gt; Where Section 13(5) applies</b>	21
<b>&gt; Where Section 13(2) applies</b>	
- Withdrawn	4
- Deemed Withdrawn	49
Recommendations to refuse applicants a declaration to be a refugee and applications withdrawn under provision of the Act which existed prior to its amendment on 15/09/2003	
<b>&gt; Recommendation to refuse applicant a declaration to be a refugee following interview - S13</b>	0
<b>&gt; Recommendation that an application is Manifestly Unfounded following interview - S12(1)</b>	0
<b>&gt; Recommendation to Refuse following failure to attend for second interview - S11(9)</b>	0
<b>&gt; Applications to withdraw processed</b>	0
<b>Determinations made under Dublin Convention / Dublin Regulation</b>	23
<b>Unprocessable</b>	0
Cases returned for processing	8
Decisions withdrawn/reviewed	10
<b>Total additional cases for processing</b>	<b>18</b>

**Cases Processed to  
Completion for 2002/2003/2004/2005/2006/2007**

**Table 3**

	<b>2002</b>	<b>2003</b>	<b>2004</b>	<b>2005</b>	<b>2006</b>	<b>2007</b>
<b>Positive recommendations</b>	894	345	430	455	397	376
<b>Negative recommendations following Interview</b>	5965	5461	4906	3952	3249	2621
<b>Other Negative Recommendations and Cases Withdrawn</b>	7565	3509	1562	835	598	811
<b>Determinations made under Dublin Convention / Dublin Regulation</b>	191	237	243	439	540	368 (5)
<b>Unprocessable</b>	586	-911	-20	1	0	-24
<b>Total</b>	15,201	8,641	7,121	5,682	4,784	4,152

It should be noted that these recommendations refer to the year in which the recommendations were made and NOT to the year in which the applications were lodged.

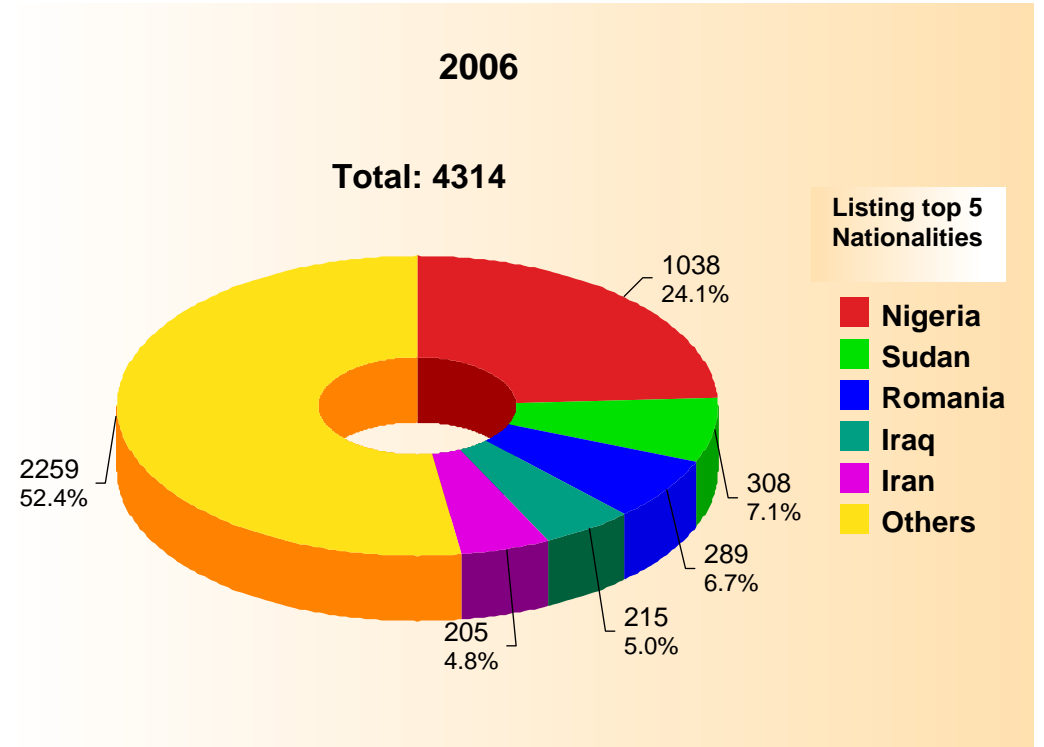
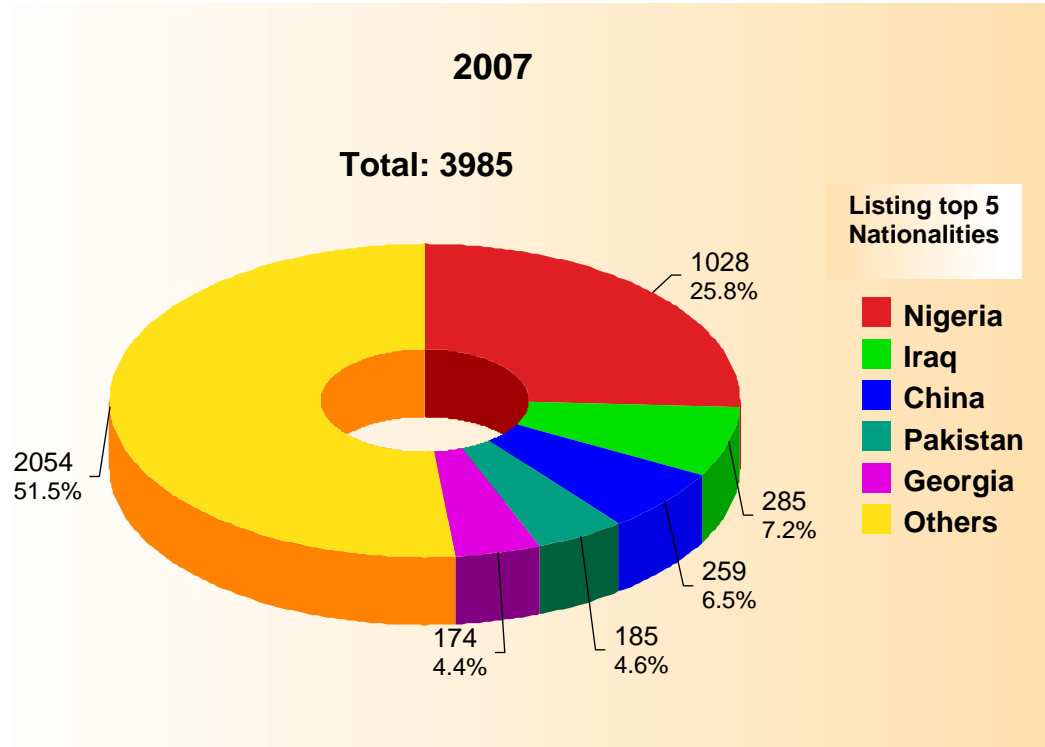
(Determinations made under Dublin Convention/ Dublin Regulation under Article 4.3 not previously included as child born after parent's determination.)

Table 4

**Applications received and cases processed to completion which are subject to a Ministerial prioritisation directive under Section 12 of the Refugee Act**

	December
Applications for a declaration as a refugee	99
<b>Cases Completed</b> These are broken down as follows:	<b>95</b>
Recommendations to declare applicant to be a refugee	1
Recommendation to refuse applicant a declaration to be a refugee where Section 13(4) B applies	78
Recommendation to refuse applicant a declaration to be a refugee where Section 13(5) applies	12
Recommendation to refuse applicant a declaration to be a refugee where Section 13(2) applies:	
- Withdrawn	1
- Deemed withdrawn	1
Recommendation to refuse applicant a declaration to be a refugee following interview - S13:	0
Determinations made under Dublin Convention / Dublin Regulation	2
Unprocessable	0

# Applications for a declaration to be a refugee as at (31/12)



**Table 6****Family Reunification Applications and Cases Processed.**

	<b>December</b>		<b>2007</b>	
	Applications	Dependants	Applications	Dependants
<b>Number of Family Reunification applications received by ORAC</b>	16	28	373	787
<b>Number of cases commenced (questionnaire issued)</b>	18	30	383	818
<b>Number of cases processed to completion (report to Minister)</b>	17	38	452	992

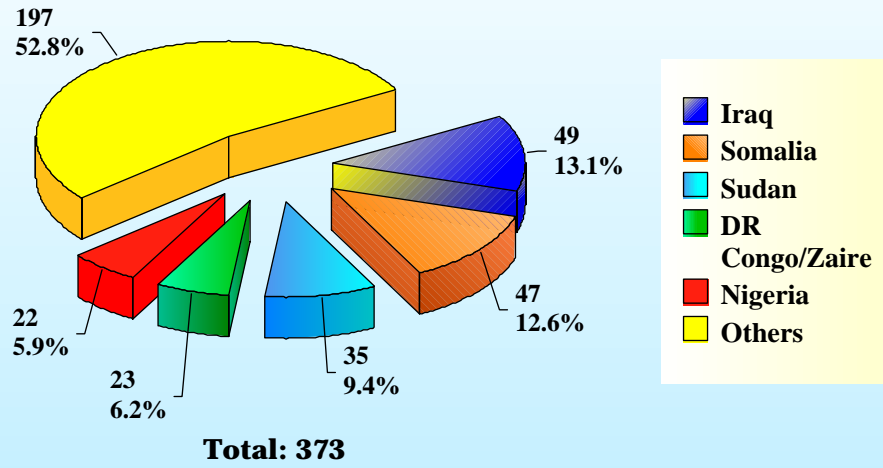
**Family Reunification Applications and Cases Processed.**

	<b>2001 - 2007</b>	
	Applications	Dependants
<b>Number of Family Reunification applications received to date</b>	2749	6219
<b>Total Number of family reunification applications processed to date</b>	2663	6054
<b>Number of cases outstanding</b>	86	165

# Family Reunification Applications - Top 5 Nationalities

Table 7

## Top 5 Nationalities 2007



## Top 5 Nationalities 2006

