

# Office of the Refugee Applications Commissioner

## Monthly statistics



*April, 2007 issue,*

- 1. Overview of Applications .*
- 2. Activity breakdown for April, 2007.*
- 3. Cases Processed to Completion for 2002/2003/2004/2005/2006/2007.*
- 4. Applications received and cases processed to completion which are subject to a Ministerial prioritisation directive under Section 12 of the Refugee Act.*
- 5. Applications for Asylum (top 5 nationalities).*
- 6. Family Reunification Breakdown*
- 7. Family Reunification (top 5 nationalities).*

**Asylum Applications. The Office of the Refugee Applications Commissioner.  
Activity from 20/11/2000**

Table 1

	Pre 2003	2003	2004	2005	2006	2007 (30/04)	Total
<b>Applications</b>							
No. of new applications for a declaration as a refugee	*11598	7483	4265	4304	4241	1323	
No of re-applications for a declaration as a refugee	*36	417	501	19	73	19	
<b>Total No. of applications for a declaration as a refugee</b>	<b>*11634</b>	<b>7900</b>	<b>4766</b>	<b>4323</b>	<b>4314</b>	<b>1342</b>	
Balance of applications awaiting a recommendation from 17/11/00	9,427						9427
Applications received from 20/11/00	23091	7900	4766	4323	4314	1342	45736
Decisions returned for processing	293	35	139	57	1	0	525
<b>No. of applications processed since 20/11/00</b>	<b>32,803</b>	<b>7,932</b>	<b>4,896</b>	<b>4,366</b>	<b>4,140</b>	<b>431</b>	<b>54,568</b>
<i>Unprocessable</i>	5	0	0	0	0	0	5
<b>No. of applications outstanding</b>	<b>3</b>	<b>3</b>	<b>9</b>	<b>14</b>	<b>175</b>	<b>911</b>	<b>1,115</b>

It should be noted that the above figures refer to the year in which the application was lodged and NOT to the year in which it was processed. These statistics reflect activity since the implementation of the Refugee Act 1996 (as amended) on 17/11/2000

**Processing of Outstanding Applications**

All adult applicants are scheduled for interview. In April 254 interviews were scheduled. Excluding interviews postponed by ORAC, applicants attended in 87.7% of cases.

**Decisions Returned for Processing**

These are manifestly unfounded cases overturned at appeal and cases which were overturned following Judicial Review and which have therefore been returned to ORAC for further processing.

\*2002 only

**Activity breakdown for  
April 2007**

**Table 2**

New applications for a declaration as a refugee	275
Re-applications for a declaration as a refugee	2
<b>Total Applications for a declaration as a refugee</b>	<b>277</b>
<b>Total Cases Completed</b>	<b>271</b>
<b>These are broken down as follows:</b>	
Recommendations to declare applicant to be a refugee	36
Recommendation to refuse applicant a declaration to be a refugee:	
<b>&gt; Where Section 13(4)(b) applies</b>	169
<b>&gt; Where Section 13(5) applies</b>	20
<b>&gt; Where Section 13(2) applies</b>	
- Withdrawn	4
- Deemed Withdrawn	32
Recommendations to refuse applicants a declaration to be a refugee and applications withdrawn under provision of the Act which existed prior to its amendment on 15/09/2003	
<b>&gt; Recommendation to refuse applicant a declaration to be a refugee following interview - S13</b>	0
<b>&gt; Recommendation that an application is Manifestly Unfounded following interview - S12(1)</b>	0
<b>&gt; Recommendation to Refuse following failure to attend for second interview - S11(9)</b>	0
<b>&gt; Applications to withdraw processed</b>	0
<b>Determinations made under Dublin Convention / Dublin Regulation</b>	<b>13</b>
<b>Unprocessable</b>	<b>-3</b>

<b>Cases Processed to Completion for 2002/2003/2004/2005/2006/2007</b>						<b>Table 3</b>
	<b>2002</b>	<b>2003</b>	<b>2004</b>	<b>2005</b>	<b>2006</b>	<b>2007 (30/04)</b>
<b>Positive recommendations</b>	894	345	430	455	397	137
<b>Negative recommendations following Interview</b>	5965	5461	4906	3952	3249	874
<b>Other Negative Recommendations and Cases Withdrawn</b>	7565	3509	1562	835	598	277
<b>Determinations made under Dublin Convention / Dublin Regulation</b>	191	237	243	439	540	101
<b>Unprocessable</b>	586	-911	-20	1	0	-23
<b>Total</b>	15,201	8,641	7,121	5,682	4,784	1,366

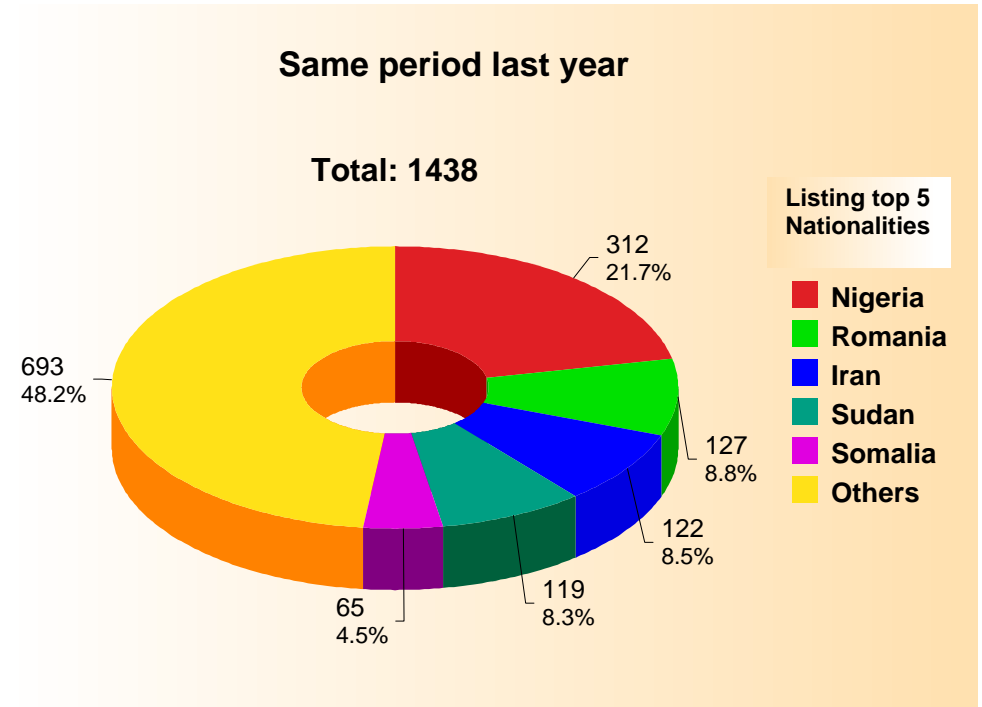
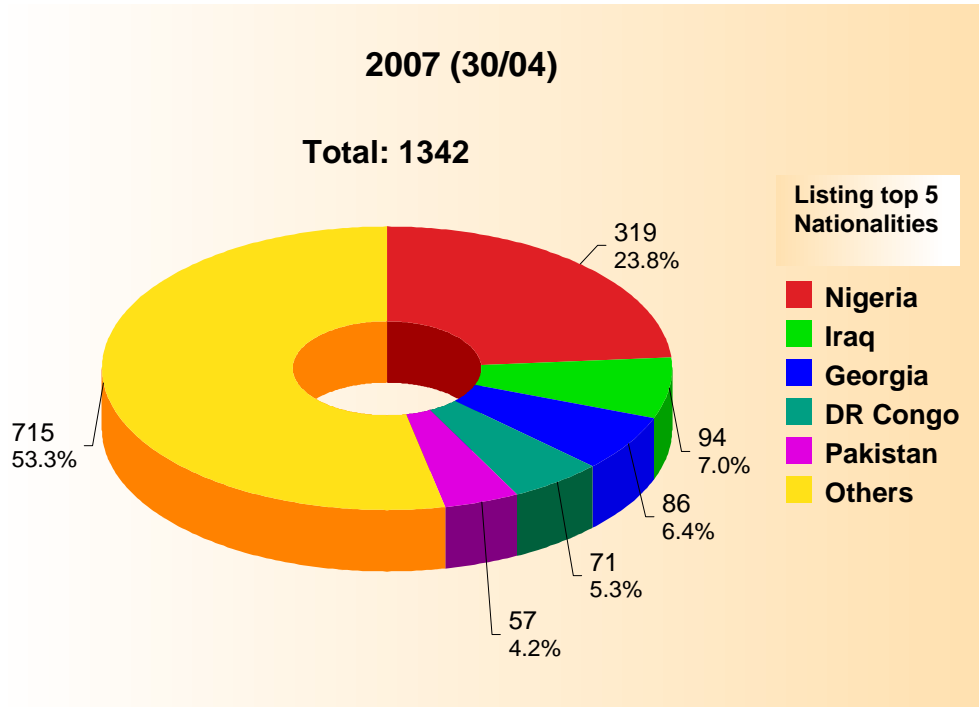
It should be noted that these recommendations refer to the year in which the recommendations were made and NOT to the year in which the applications were lodged.

**Table 4**

**Applications received and cases processed to completion which are subject to a Ministerial prioritisation directive under Section 12 of the Refugee Act**

	<b>April</b>
<b>Applications for a declaration as a refugee</b>	<b>67</b>
<b>Cases Completed</b> These are broken down as follows:	<b>67</b>
Recommendations to declare applicant to be a refugee	0
Recommendation to refuse applicant a declaration to be a refugee where Section 13(4) B applies	50
Recommendation to refuse applicant a declaration to be a refugee where Section 13(5) applies	9
Recommendation to refuse applicant a declaration to be a refugee where Section 13(2) applies:	
- Withdrawn	0
- Deemed withdrawn	5
Recommendation to refuse applicant a declaration to be a refugee following interview - S13:	0
<b>Determinations made under Dublin Convention / Dublin Regulation</b>	<b>3</b>
<b>Unprocessable</b>	<b>0</b>

# Applications for a declaration to be a refugee as at (30/04)



**Table 6**

**Family Reunification Applications and Cases Processed.**

	<b>April</b>		<b>2007 (30/04)</b>	
	Applications	Dependants	Applications	Dependants
<b>Number of Family Reunification applications received by ORAC</b>	24	56	158	337
<b>Number of cases commenced (questionnaire issued)</b>	27	70	168	368
<b>Number of cases processed to completion (report to Minister)</b>	45	71	206	434

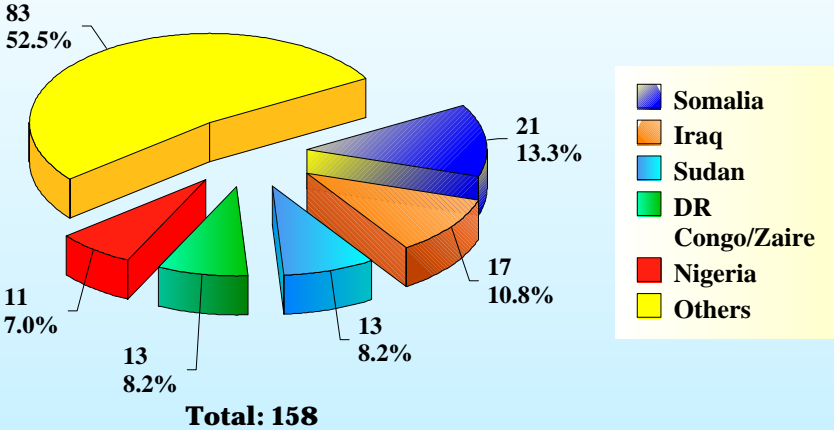
**Family Reunification Applications and Cases Processed.**

	<b>2001 - 2007 (30/04)</b>	
	Applications	Dependants
<b>Number of Family Reunification applications received to date</b>	2532	5756
<b>Total Number of family reunification applications processed to date</b>	2414	5478
<b>Number of cases outstanding</b>	118	278

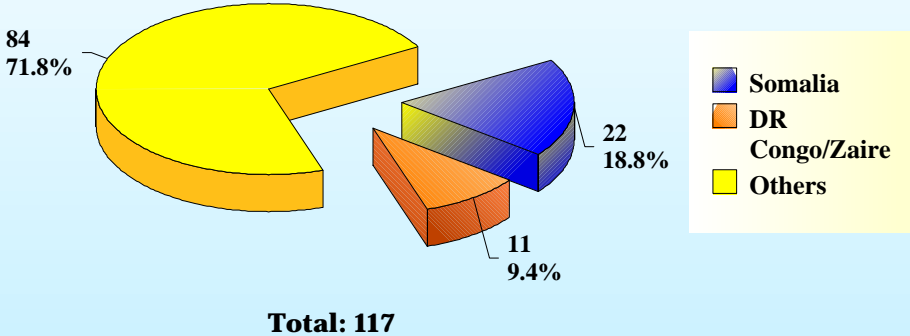
# Family Reunification Applications - Top 5 Nationalities

Table 7

Top 5 Nationalities 2007 (30/04)



Same period 2006



Please note that only the top 2 nationalities can be shown in 2006 for this period as figures less than 10 cannot be released due to confidentiality reasons.