

# Office of the Refugee Applications Commissioner

## Monthly statistics



*February 2005 issue,*

- 1. Overview of Applications .*
- 2. Activity breakdown for February 2005*
- 3. Cases Processed to Completion for 2002/2003/2004/2005.*
- 4. Applications received and cases processed to completion which are subject to a Ministerial prioritisation directive under Section 12 of the Refugee Act.*
- 5. Applications for Asylum (top 5 nationalities).*
- 6. Family Reunification Breakdown*
- 7. Family Reunification (top 5 nationalities)*

**Asylum Applications. The Office of the Refugee Applications Commissioner.  
Activity from 20/11/2000**

Table 1

	Pre 2002	2002	2003	2004	2005 (28/02)	Total
<b>Applications</b>						
No. of new applications for a declaration as a refugee	*10316	11598	7483	4265	770	
No of re-applications for a declaration as a refugee	*9	36	417	501		
<b>Total No. of applications for a declaration as a refugee</b>	<b>*10325</b>	<b>11634</b>	<b>7900</b>	<b>4766</b>	<b>770</b>	
<hr/>						
Balance of applications awaiting a recommendation from 17/11/00	9,427					9427
Applications received from 20/11/00	11,457	11634	7900	4766	770	36527
Decisions returned for processing	244	51	22	0	0	317
<hr/>						
<b>No. of applications processed since 20/11/00</b>	<b>21,102</b>	<b>11,655</b>	<b>7,784</b>	<b>3,442</b>	<b>210</b>	<b>44,193</b>
<hr/>						
<i>Unprocessable</i>	18	5	4	0	0	27
<hr/>						
<b>No. of applications outstanding</b>	<b>8</b>	<b>25</b>	<b>134</b>	<b>1,324</b>	<b>560</b>	<b>2,051</b>

It should be noted that the above figures refer to the year in which the application was lodged and NOT to the year in which it was processed. These statistics reflect activity since the implementation of the Refugee Act 1996 (as amended) on 17/11/2000

**Processing of Outstanding Applications**

All adult applicants are scheduled for interview. In February 535 interviews were scheduled. Excluding interviews postponed by ORAC, applicants attended in 87% of cases.

**Decisions Returned for Processing**

These are manifestly unfounded cases overturned at appeal and cases which were overturned following Judicial Review and which have therefore been returned to ORAC for further processing.

\*2001 only

## Activity breakdown for February

Table 2

New applications for a declaration as a refugee	377
Re-applications for a declaration as a refugee	0
<b>Total Applications for a declaration as a refugee</b>	<b>377</b>
<b>Total Cases Completed</b>	<b>624</b>
<b>These are broken down as follows:</b>	
Recommendations to declare applicant to be a refugee	22
Recommendation to refuse applicant a declaration to be a refugee:	
<b>&gt; Where Section 13(4)(b) applies</b>	230
<b>&gt; Where Section 13(5) applies</b>	242
<b>&gt; Where Section 13(2) applies</b>	
- Withdrawn	33
- Deemed Withdrawn	71
Recommendations to refuse applicants a declaration to be a refugee and applications withdrawn under provision of the Act which existed prior to its amendment on 15/09/2003	
<b>&gt; Recommendation to refuse applicant a declaration to be a refugee following interview - S13</b>	3
<b>&gt; Recommendation that an application is Manifestly Unfounded following interview - S12(1)</b>	0
<b>&gt; Recommendation to Refuse following failure to attend for second interview - S11(9)</b>	0
<b>&gt; Applications to withdraw processed</b>	0
<b>Determinations made under Dublin Convention / Dublin Regulation</b>	<b>24</b>
<b>Unprocessable</b>	<b>-1</b>

**Cases Processed to  
Completion for 2002/2003/2004/2005**

**Table 3**

	<b>2002</b>	<b>2003</b>	<b>2004</b>	<b>2005 (28/02)</b>
<b>Positive recommendations</b>	893	345	430	63
<b>Negative recommendations following Interview</b>	5966	5461	4906	801
<b>Other Negative Recommendations and Cases Withdrawn</b>	7565	3509	1562	188
<b>Determinations made under Dublin Convention / Dublin Regulation</b>	191	237	243	39
<b>Unprocessable</b>	586	-911	-20	0
<b>Total</b>	15,201	8,641	7,121	1,091

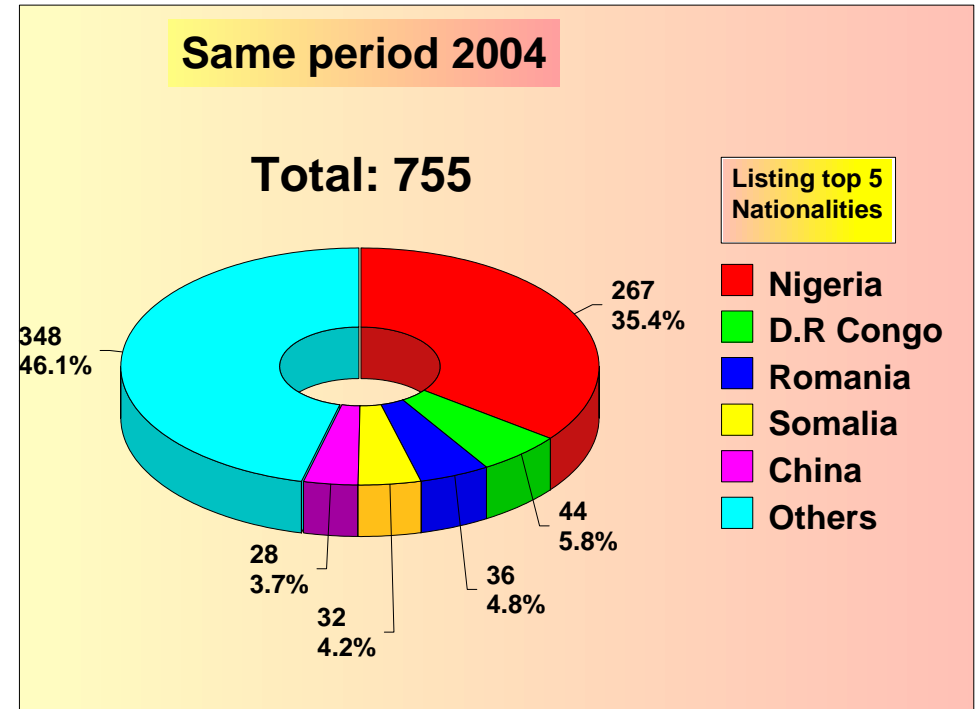
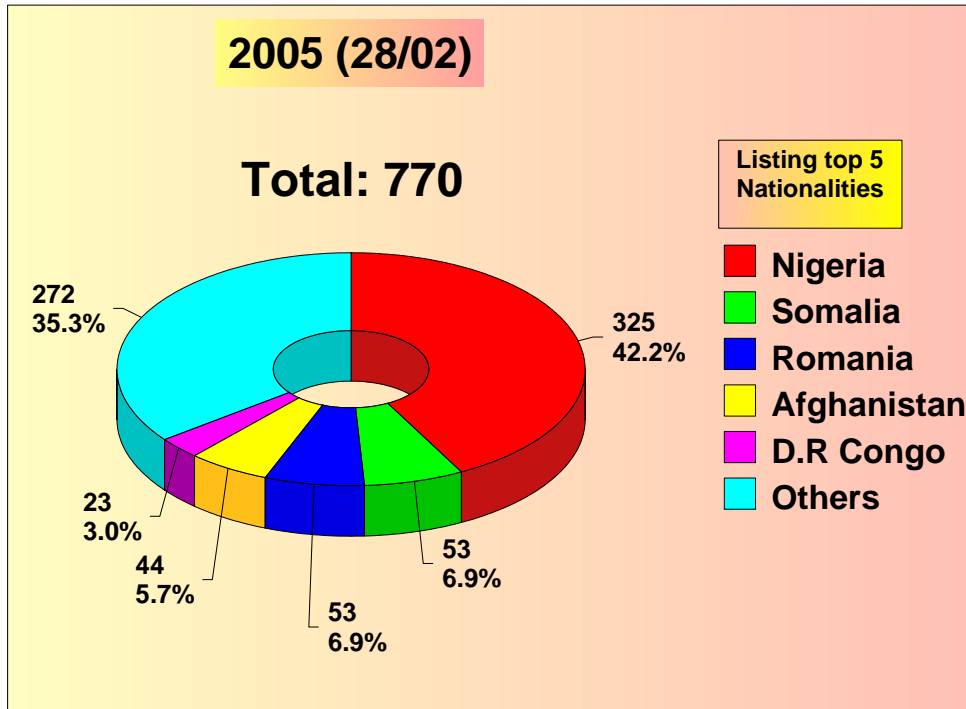
Table 4

**Applications received and cases processed to completion which are subject to a Ministerial prioritisation directive under Section 12 of the Refugee Act**

	February
Applications for a declaration as a refugee	198
<b>Cases Completed</b> These are broken down as follows:	<b>334</b>
Recommendations to declare applicant to be a refugee	0
Recommendation to refuse applicant a declaration to be a refugee where Section 13(4) B applies	89
Recommendation to refuse applicant a declaration to be a refugee where Section 13(5) applies	183
Recommendation to refuse applicant a declaration to be a refugee where Section 13(2) applies:	
- Withdrawn	19
- Deemed withdrawn	40
Determinations made under Dublin Convention / Dublin Regulation	3
Unprocessable	0

# Applications for a declaration to be a refugee as at (28/02)

Table 5



**Table 6****Family Reunification Applications and Cases Processed.**

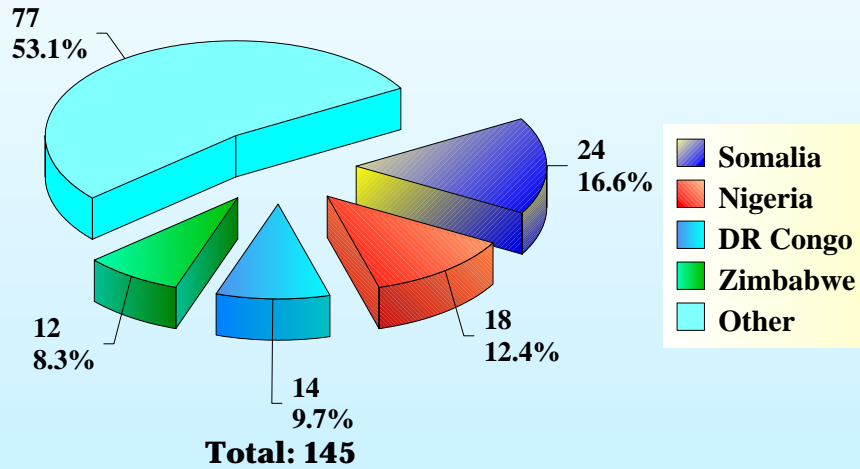
	<b>February</b>		<b>2005 (28/02)</b>	
	Applications	Dependants	Applications	Dependants
<b>Number of Family Reunification applications received by ORAC</b>	89	269	145	413
<b>Number of cases commenced (questionnaire issued)</b>	135	397	149	427
<b>Number of cases processed to completion (report to minister)</b>	52	97	83	151

**Family Reunification Applications and Cases Processed.**

	<b>2001 - 2005 (28/02)</b>	
	Applications	Dependants
<b>Number of Family Reunification applications received to date</b>	1479	3299
<b>Total Number of family reunification applications processed to date</b>	1227	2671
<b>Number of cases outstanding</b>	252	628

# Family Reunification Applications - Top 5 Nationalities

Top 5 Nationalities (28/02) 2005



The top five nationalities graph for 2004 is not available as applications from only one country exceeded 10 in Feb 04.

Please note figures less than 10 cannot be released due to confidentiality reasons

Please note that only the top 4 nationalities are shown above as figures less than 10 can not be released due to confidentiality reasons