

# Office of the Refugee Applications Commissioner

## Monthly statistics



*October 2004 issue,*

- 1. Overview of Applications .*
- 2. Activity breakdown for October 2004.*
- 3. Cases Processed to Completion for 2002/2003/2004.*
- 4. Applications received and cases processed to completion which are subject to a Ministerial prioritisation directive under Section 12 of the Refugee Act.*
- 5. Applications for Asylum (top 5 nationalities).*
- 6. Family Reunification Breakdown*
- 7. Family Reunification top 5 nationalities*

**Asylum Applications. The Office of the Refugee Applications Commissioner.  
Activity from 20/11/2000**

**Table 1**

	Pre 2002	2002	2003	2004 (31/10)	Total
<b>Applications</b>					
No. of new applications for a declaration as a refugee	*10316	11598	7483	3443	
No of re-applications for a declaration as a refugee	*9	36	417	484	
<b>Total No. of applications for a declaration as a refugee</b>	<b>*10325</b>	<b>11634</b>	<b>7900</b>	<b>3927</b>	
Balance of applications awaiting a recommendation from 17/11/00	9,427				9427
Applications received from 20/11/00	11,457	11634	7900	3927	34918
Decisions returned for processing	238	44	20	0	302
<b>No. of applications processed since 20/11/00</b>	<b>21,097</b>	<b>11,646</b>	<b>7,411</b>	<b>2,045</b>	<b>42,199</b>
<i>Unprocessable</i>	18	5	5	0	28
<b>No. of applications outstanding</b>	<b>7</b>	<b>27</b>	<b>504</b>	<b>1,882</b>	<b>2,420</b>

It should be noted that the above figures refer to the year in which the application was lodged and NOT to the year in which it was processed. These statistics reflect activity since the implementation of the Refugee Act 1996 (as amended) on 17/11/2000

**Processing of Outstanding Applications**

All adult applicants are scheduled for interview. In October 497 interviews were scheduled.

Excluding interviews postponed by ORAC, applicants attended in 87% of cases.

**Decisions Returned for Processing**

These are manifestly unfounded cases overturned at appeal and cases which were overturned following Judicial Review and which have therefore been returned to ORAC for further processing.

\*2001 only

## Activity breakdown for October 2004

Table 2

New applications for a declaration as a refugee	306
Re-applications for a declaration as a refugee	23
<b>Total Applications for a declaration as a refugee</b>	<b>329</b>
<b>Total Cases Completed</b>	<b>551</b>
<b>These are broken down as follows:</b>	
Recommendations to declare applicant to be a refugee	31
Recommendation to refuse applicant a declaration to be a refugee:	
<b>&gt; Where Section 13(4)(b) applies</b>	247
<b>&gt; Where Section 13(5) applies</b>	174
<b>&gt; Where Section 13(2) applies</b>	
- Withdrawn	12
- Deemed Withdrawn	51
Recommendations to refuse applicants a declaration to be a refugee and applications withdrawn under provision of the Act which existed prior to its amendment on 15/09/2003	
<b>&gt; Recommendation to refuse applicant a declaration to be a refugee following interview - S13</b>	8
<b>&gt; Recommendation that an application is Manifestly Unfounded following interview - S12(1)</b>	0
<b>&gt; Recommendation to Refuse following failure to attend for second interview - S11(9)</b>	0
<b>&gt; Applications to withdraw processed</b>	0
<b>Determinations made under Dublin Convention / Dublin Regulation</b>	<b>27</b>
<b>Unprocessable</b>	<b>1</b>

<b>Cases Processed to Completion for 2002/2003/2004</b>		<b>Table 3</b>		
	<b>2002</b>	<b>2003</b>	<b>2004 (31/10)</b>	
<b>Positive recommendations</b>	893	345	355	
<b>Negative recommendations following Interview</b>	5966	5461	4275	
<b>Other Negative Recommendations and Cases Withdrawn</b>	7565	3509	1376	
<b>Determinations made under Dublin Convention / Dublin Regulation</b>	191	237	207	
<b>Unprocessable</b>	586	-911	-19	
<b>Total</b>	15,201	8,641	6,194	

It should be noted that these recommendations refer to the year in which the recommendations were made and NOT to the year in which the applications were lodged.

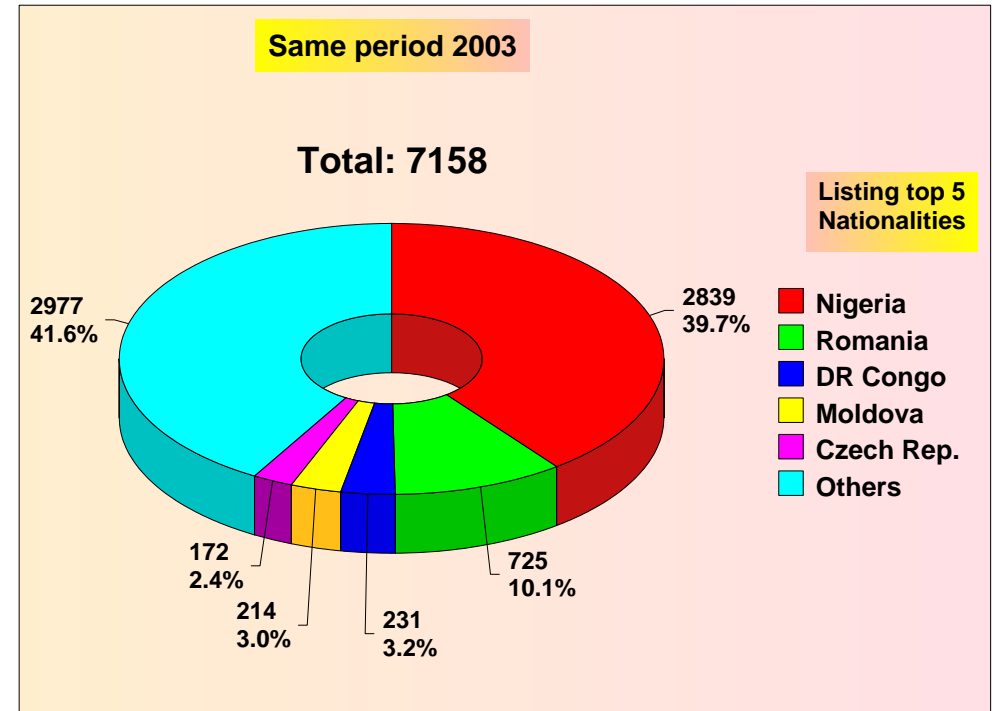
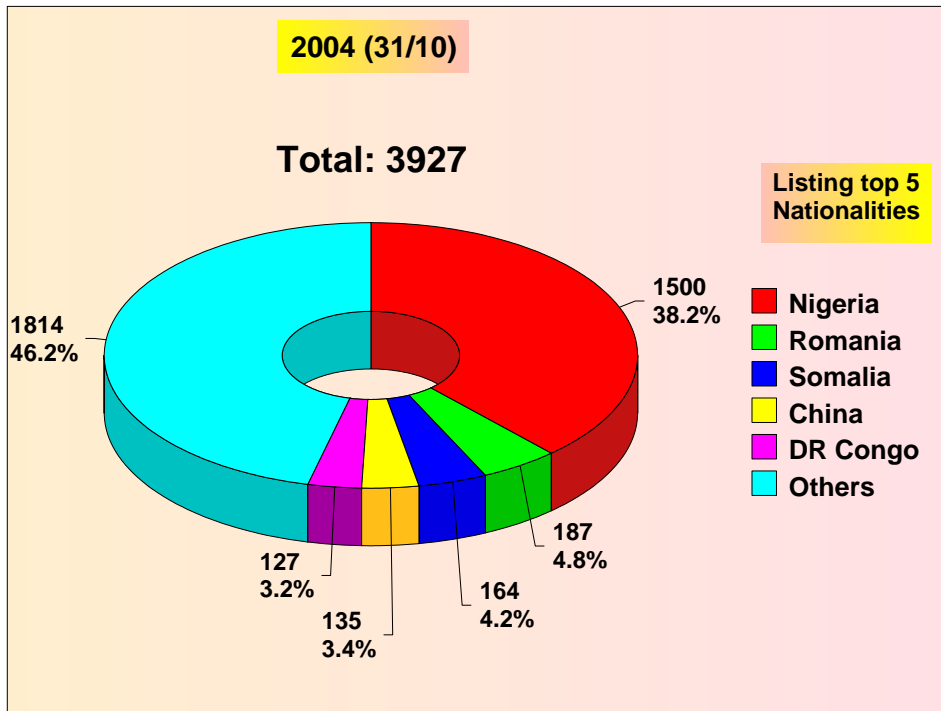
**Table 4**

**Applications received and cases processed to completion which are subject to a Ministerial prioritisation directive under Section 12 of the Refugee Act**

	<b>October</b>
<b>Applications for a declaration as a refugee</b>	<b>110</b>
<b>Cases Completed</b> These are broken down as follows:	<b>187</b>
Recommendations to declare applicant to be a refugee	3
Recommendation to refuse applicant a declaration to be a refugee where Section 13(4) B applies	83
Recommendation to refuse applicant a declaration to be a refugee where Section 13(5) applies	71
Recommendation to refuse applicant a declaration to be a refugee where Section 13(2) applies:	
- Withdrawn	8
- Deemed withdrawn	20
<b>Determinations made under Dublin Convention / Dublin Regulation</b>	<b>2</b>
<b>Unprocessable</b>	<b>0</b>

## Applications for a declaration to be a refugee as at (31/10)

Table 5



**Table 6****Family Reunification Applications and Cases Processed.**

	<b>October</b>		<b>2004 (31/10)</b>	
	Applications	Dependants	Applications	Dependants
<b>Number of Family Reunification applications received by ORAC</b>	9	19	280	511
<b>Number of cases commenced (questionnaire issued)</b>	21	35	308	579
<b>Number of cases processed to completion (report to minister)</b>	26	56	423	888

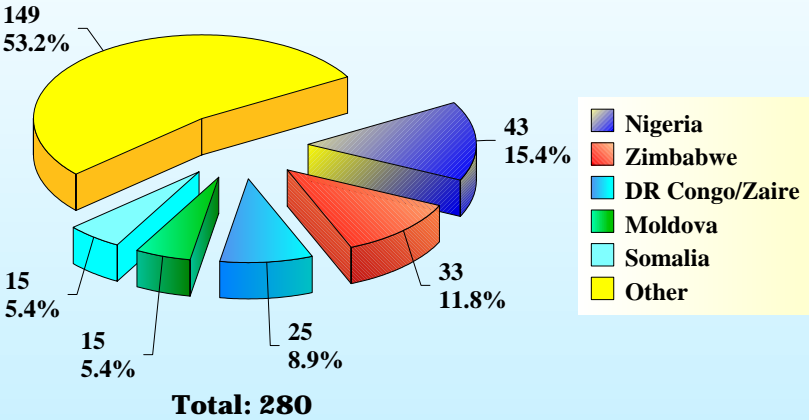
**Family Reunification Applications and Cases Processed.**

	<b>2001 - 2004 (31/10)</b>	
	Applications	Dependants
<b>Number of Family Reunification applications received to date</b>	1291	2797
<b>Total Number of family reunification applications processed to date</b>	1098	2444
<b>Number of cases outstanding</b>	193	353

# Family Reunification Applications - Top 5 Nationalities

Table 7

Top 5 Nationalities (31/10) 2004



Top 5 Nationalities Same Period 2003

