

# Office of the Refugee Applications Commissioner

## Monthly statistics



*November 2004 issue,*

- 1. Overview of Applications .*
- 2. Activity breakdown for November 2004.*
- 3. Cases Processed to Completion for 2002/2003/2004.*
- 4. Applications received and cases processed to completion which are subject to a Ministerial prioritisation directive under Section 12 of the Refugee Act.*
- 5. Applications for Asylum (top 5 nationalities).*
- 6. Family Reunification Breakdown*
- 7. Family Reunification top 5 nationalities*

**Asylum Applications. The Office of the Refugee Applications Commissioner.  
Activity from 20/11/2000**

**Table 1**

	<b>Pre 2002</b>	<b>2002</b>	<b>2003</b>	<b>2004 (30/11)</b>	<b>Total</b>
<b>Applications</b>					
No. of new applications for a declaration as a refugee	*10316	11598	7483	3847	
No of re-applications for a declaration as a refugee	*9	36	417	489	
<b>Total No. of applications for a declaration as a refugee</b>	<b>*10325</b>	<b>11634</b>	<b>7900</b>	<b>4336</b>	
<hr/>					
Balance of applications awaiting a recommendation from 17/11/00	9,427				9427
Applications received from 20/11/00	11,457	11634	7900	4336	35327
Decisions returned for processing	238	44	20	0	302
<hr/>					
<b>No. of applications processed since 20/11/00</b>	<b>21,100</b>	<b>11,651</b>	<b>7,562</b>	<b>2,431</b>	<b>42,744</b>
<hr/>					
<i>Unprocessable</i>	18	5	5	0	28
<hr/>					
<b>No. of applications outstanding</b>	<b>4</b>	<b>22</b>	<b>353</b>	<b>1,905</b>	<b>2,284</b>

It should be noted that the above figures refer to the year in which the application was lodged and NOT to the year in which it was processed. These statistics reflect activity since the implementation of the Refugee Act 1996 (as amended) on 17/11/2000

**Processing of Outstanding Applications**

All adult applicants are scheduled for interview. In November 604 interviews were scheduled. Excluding interviews postponed by ORAC, applicants attended in 83% of cases.

**Decisions Returned for Processing**

These are manifestly unfounded cases overturned at appeal and cases which were overturned following Judicial Review and which have therefore been returned to ORAC for further processing.

\*2001 only

## Activity breakdown for November

Table 2

New applications for a declaration as a refugee	403
Re-applications for a declaration as a refugee	6
<b>Total Applications for a declaration as a refugee</b>	<b>409</b>
<b>Total Cases Completed</b>	<b>545</b>
<b>These are broken down as follows:</b>	
Recommendations to declare applicant to be a refugee	33
Recommendation to refuse applicant a declaration to be a refugee:	
<b>&gt; Where Section 13(4)(b) applies</b>	246
<b>&gt; Where Section 13(5) applies</b>	134
<b>&gt; Where Section 13(2) applies</b>	
- Withdrawn	16
- Deemed Withdrawn	90
Recommendations to refuse applicants a declaration to be a refugee and applications withdrawn under provision of the Act which existed prior to its amendment on 15/09/2003	
<b>&gt; Recommendation to refuse applicant a declaration to be a refugee following interview - S13</b>	2
<b>&gt; Recommendation that an application is Manifestly Unfounded following interview - S12(1)</b>	0
<b>&gt; Recommendation to Refuse following failure to attend for second interview - S11(9)</b>	0
<b>&gt; Applications to withdraw processed</b>	0
<b>Determinations made under Dublin Convention / Dublin Regulation</b>	<b>24</b>
<b>Unprocessable</b>	<b>0</b>

<b>Cases Processed to Completion for 2002/2003/2004</b>		<b>Table 3</b>		
	<b>2002</b>	<b>2003</b>	<b>2004 (30/11)</b>	
<b>Positive recommendations</b>	893	345	388	
<b>Negative recommendations following Interview</b>	5966	5461	4282	
<b>Other Negative Recommendations and Cases Withdrawn</b>	7565	3509	1482	
<b>Determinations made under Dublin Convention / Dublin Regulation</b>	191	237	231	
<b>Unprocessable</b>	586	-911	-19	
<b>Total</b>	15,201	8,641	6,364	

It should be noted that these recommendations refer to the year in which the recommendations were made and NOT to the year in which the applications were lodged.

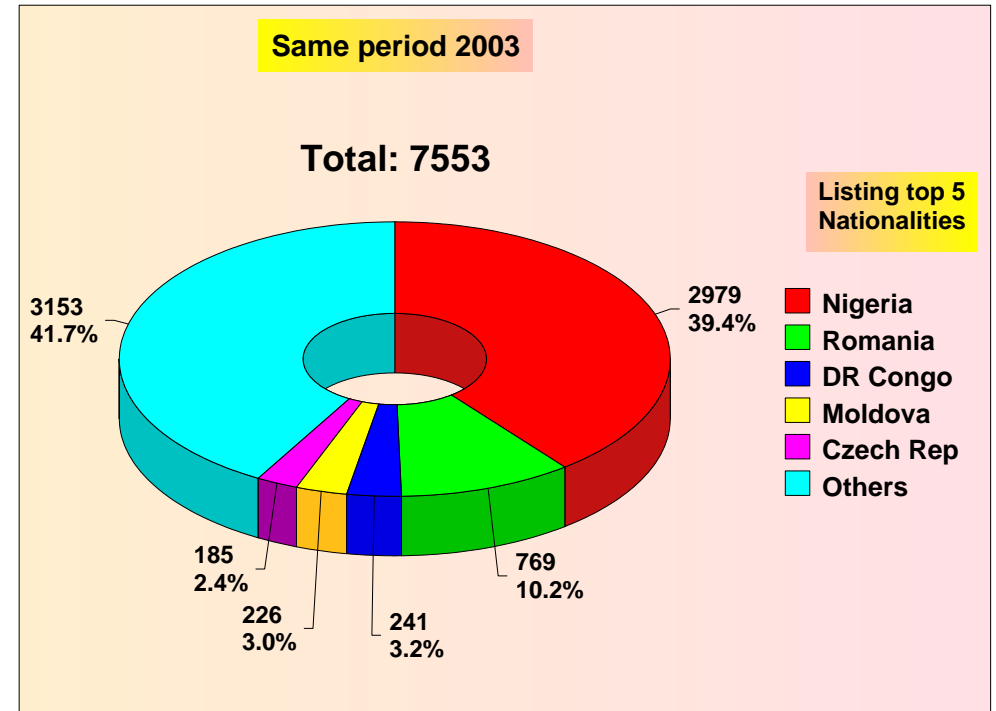
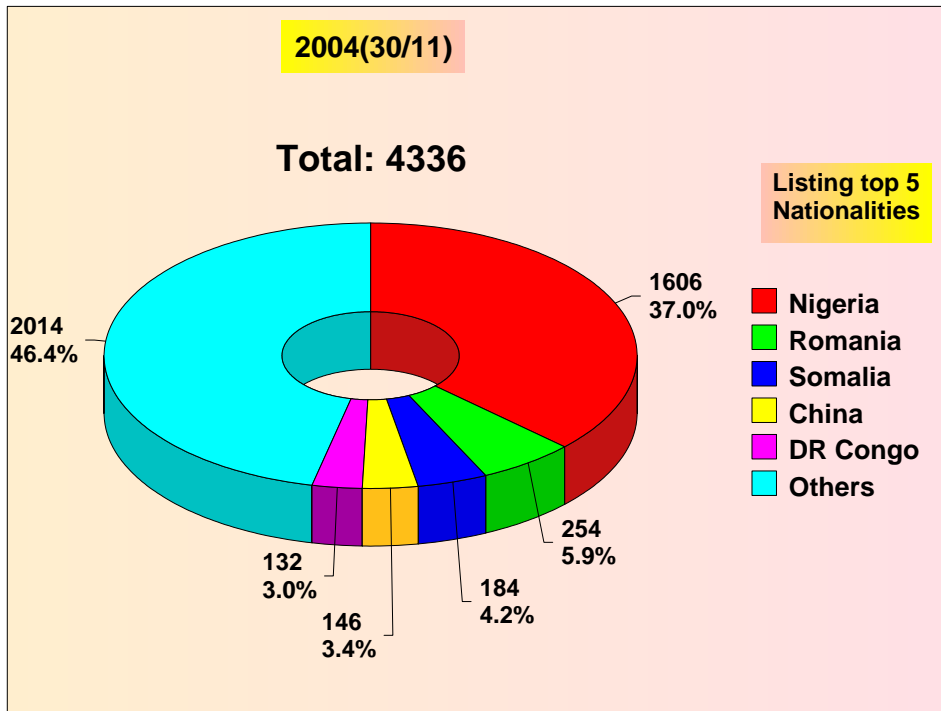
**Table 4**

**Applications received and cases processed to completion which are subject to a Ministerial prioritisation directive under Section 12 of the Refugee Act**

	<b>November</b>
<b>Applications for a declaration as a refugee</b>	<b>173</b>
<b>Cases Completed</b> These are broken down as follows:	<b>152</b>
Recommendations to declare applicant to be a refugee	0
Recommendation to refuse applicant a declaration to be a refugee where Section 13(4) B applies	42
Recommendation to refuse applicant a declaration to be a refugee where Section 13(5) applies	69
Recommendation to refuse applicant a declaration to be a refugee where Section 13(2) applies:	
- Withdrawn	9
- Deemed withdrawn	26
<b>Determinations made under Dublin Convention / Dublin Regulation</b>	<b>6</b>
<b>Unprocessable</b>	<b>0</b>

## Applications for a declaration to be a refugee as at (30/11)

Table 5



**Table 6**

**Family Reunification Applications and Cases Processed.**

	<b>November</b>		<b>2004 (30/11)</b>	
	Applications	Dependants	Applications	Dependants
<b>Number of Family Reunification applications received by ORAC</b>	31	53	310	566
<b>Number of cases commenced (questionnaire issued)</b>	33	55	340	637
<b>Number of cases processed to completion (report to minister)</b>	28	46	451	932

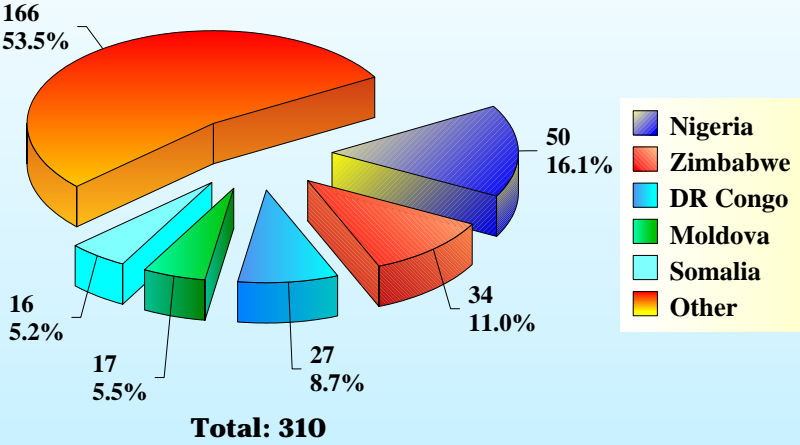
**Family Reunification Applications and Cases Processed.**

	<b>2001 - 2004 (30/11)</b>	
	Applications	Dependants
<b>Number of Family Reunification applications received to date</b>	1321	2853
<b>Total Number of family reunification applications processed to date</b>	1122	2479
<b>Number of cases outstanding</b>	199	374

# Family Reunification Applications - Top 5 Nationalities

Table 7

Top 5 Nationalities (30/11) 2004



Top 5 Nationalities Same Period 2003

