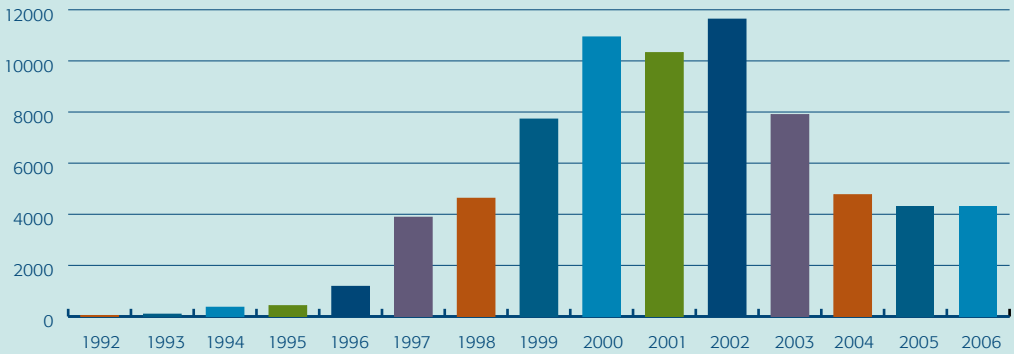
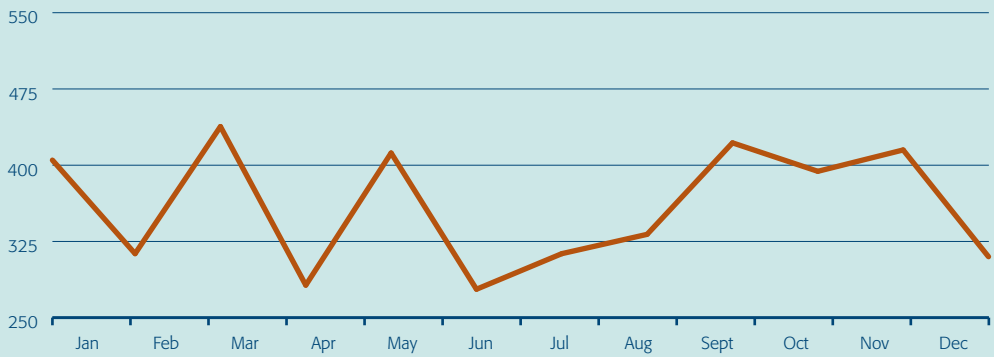


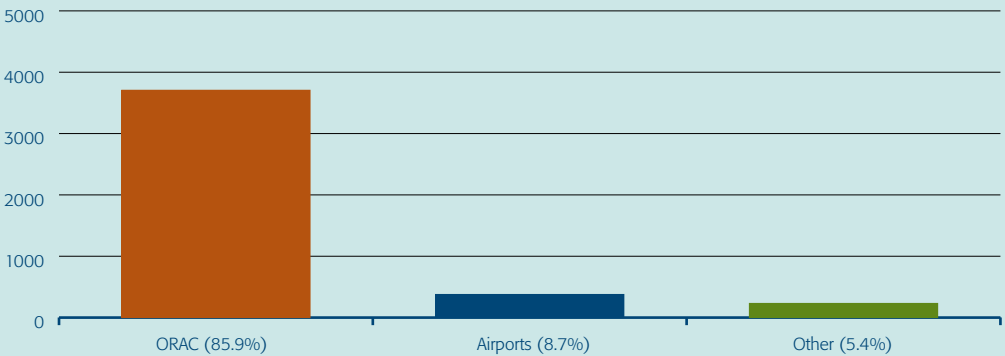
## Number of applications per year from 1992 to 2006



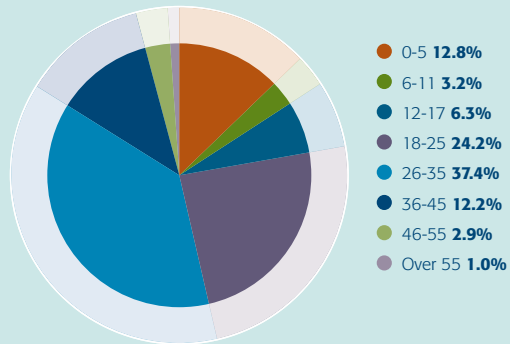
## Applications received by month from 01/01/06 to 31/12/06



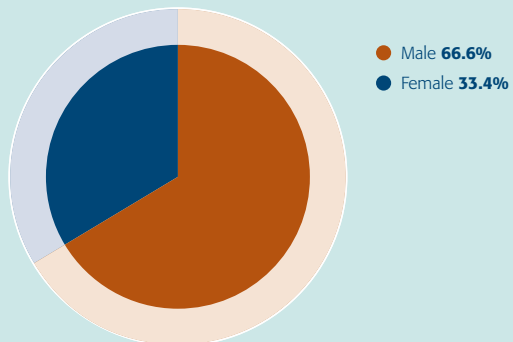
## Places of Applications 2006



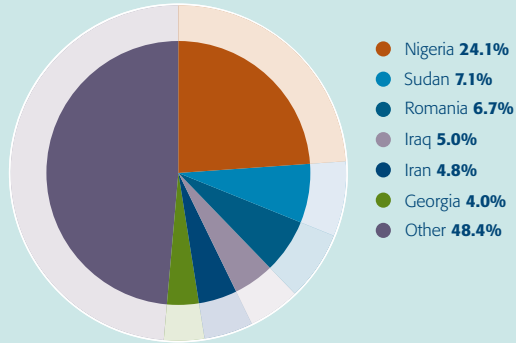
## Age Stated by Applicants 2006



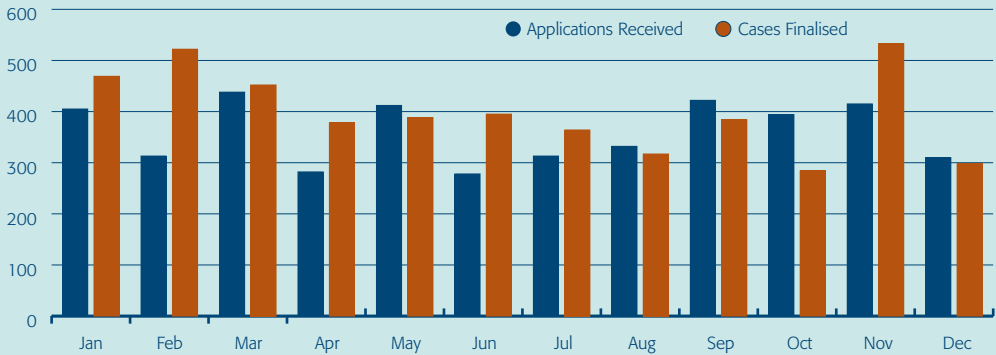
## Gender Breakdown 2006



## Top Six Stated Countries of Origin 2006

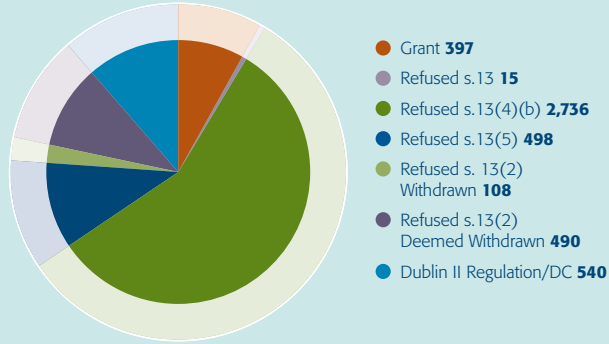


## Comparison of Applications Received and Cases Finalised 2006



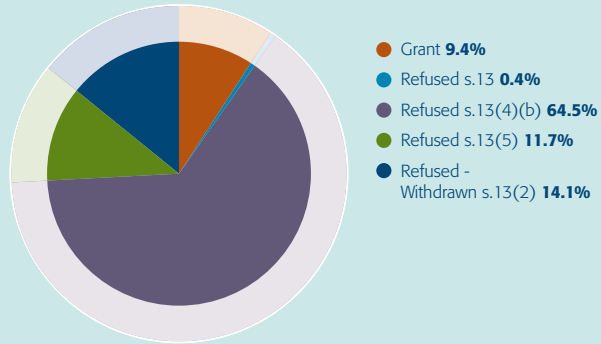
Month	Jan	Feb	Mar	Apr	May	Jun	Jul	Aug	Sep	Oct	Nov	Dec	Annual Total
<i>Applications Received</i>	405	313	438	282	412	278	313	332	422	394	415	310	<b>4,314</b>
<i>Cases Finalised</i>	469	522	452	378	388	395	364	317	384	284	533	298	<b>4,784</b>

## Cases Finalised 2006

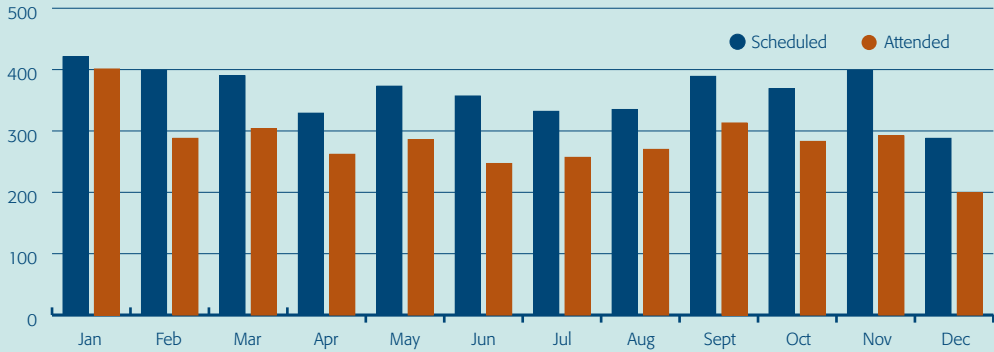


- Grant:** *The Commissioner has made a recommendation that the applicant be granted refugee status.*
- Refused s.13(4)(b):** *The Commissioner has made a recommendation that the applicant should not be granted refugee status (under the provisions of the Act applicable after 15th September, 2003). An appeal to the Tribunal must be taken within 15 days.*
- Refused s.13(2):** *The Commissioner has made a recommendation that the applicant should not be granted refugee status where an application has been withdrawn or deemed to be withdrawn (under the provisions of the Act applicable after 15th September, 2003). No appeal to the Tribunal is possible.*
- Refused s.13(5):** *The Commissioner has made a recommendation that the applicant should not be granted refugee status and has included in her report a finding under section 13(6) (under the provisions of the Act applicable after 15th September, 2003). An appeal to the Tribunal must be taken within 10 days.*
- Dublin II Regulation/ DC Determination:** *Where it is established that the applicant's claim for refugee status should be determined in another Dublin Regulation/Dublin Convention country.*
- Refuse s.13:** *The Commissioner has made a recommendation that the applicant should not be granted refugee status (under the provisions of the Act which existed prior to 15th September, 2003).*

## Recommendations Issued 2006



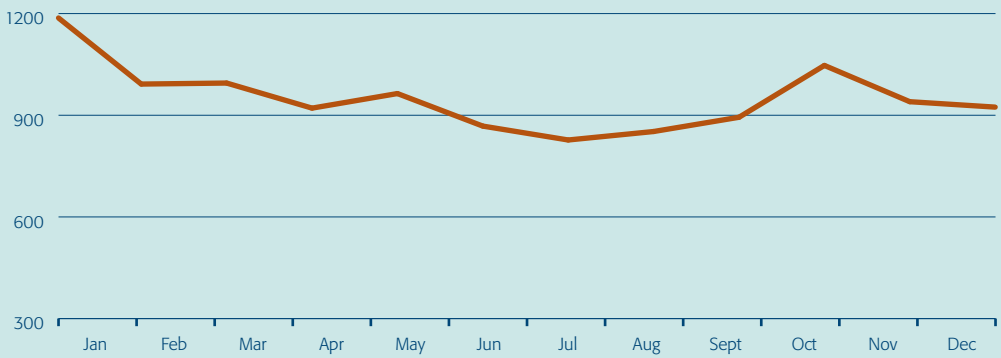
## Interviews Scheduled and Attended 2006



	Jan	Feb	Mar	Apr	May	Jun	Jul	Aug	Sep	Oct	Nov	Dec	Annual Total
<b>Month</b>	<b>Jan</b>	<b>Feb</b>	<b>Mar</b>	<b>Apr</b>	<b>May</b>	<b>Jun</b>	<b>Jul</b>	<b>Aug</b>	<b>Sep</b>	<b>Oct</b>	<b>Nov</b>	<b>Dec</b>	<b>Annual Total</b>
<i>Scheduled</i>	421	399	390	329	373	357	332	335	389	369	398	288	<b>4,380</b>
<i>Attended</i>	401	288	304	262	286	247	257	270	313	283	292	199	<b>3,402</b>
<i>* % Attended</i>	85	88	88	87	86	82	89	92	92	88	84	87	<b>87.33</b>

\*Applicants' attendance rate excluding interviews postponed by ORAC.

## Applications Outstanding as at 01/01/06 to 31/12/06



## Applications Outstanding as at end of year 1997 to 2006

